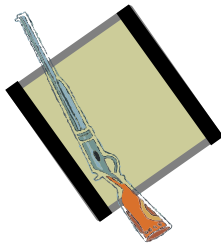



SHOOTOUT 2022 STAGE 1 BAY 1



LEFT TABLE



RIGHT TABLE

STAGE 1

ROUND COUNT: 10-10-4+

STAGING: Shotgun Staged on Right Table, Rifle Staged on Left Table. Pistols holstered.

STAGE ORDER: Shotgun, Rifle, Pistols.

START: Standing Behind Right Table, Shotgun In Hands.

LINE: “First time for everything”

ATB: Knockdown the Two Shotgun Targets In Any Order.

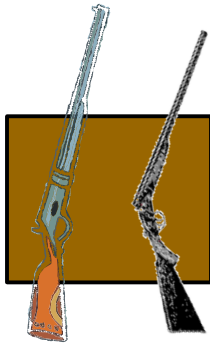

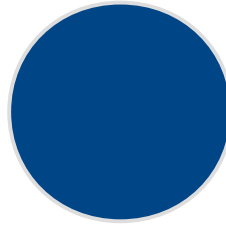

Move To Left Table With Shotgun and Knockdown the Two Remaining Shotgun Targets In Any Order. Make Shotgun Safe On Table.

With Rifle Engage the Targets in a 1-2-3, 2-3-4, 1-2-3-4 Sweep From Either Direction. Make Rifle Safe On Table.

Make Sure Your Rifle and Shotgun are Safely Placed Between Rails and Pointing Toward Left Berm For Safe Forward Movement.

Move to Fence and With Pistols Repeat Rifle Instructions. 1-2-3, 2-3-4, 1-2-3-4 sweep from either direction.

SHOOTOUT 2022 STAGE 2 - BAY 3



STAGE 2

ROUND COUNT: 10 rifle – 10 pistol – 4+shotgun

STAGING: Rifle Staged On Left Table. Shotgun Staged on Either Right or Left Table. Pistols Holstered.

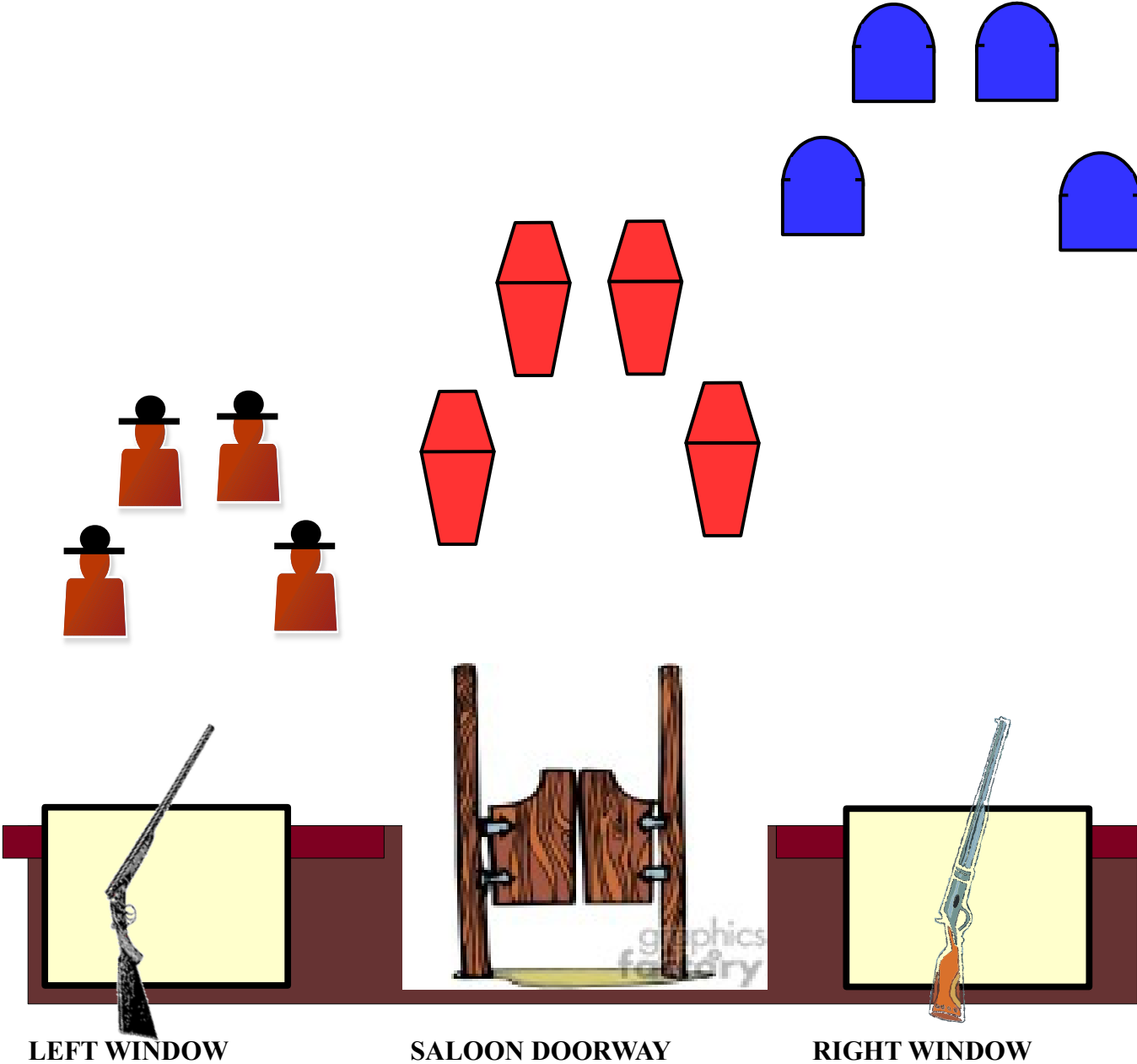
STAGE ORDER: Shotgun Last. Pistol, Rifle, Shotgun or Rifle, Pistol, Shotgun.

START: At Right Or Left Table, Shooters Choice. Hands Up Over Head.

LINE: “OK, YOU GOT THE DROP ON ME!”

ATB: If Starting With Rifle, Starting On Either Rifle Target, Alternate the First Five Rounds Between the Two Rifle Targets, Then Place the Remaining Five Rounds on the Large Circle. Repeat Rifle Instructions With Pistols. Pick Up Shotgun, Move Behind Fence and Knockdown the Shotgun Targets In Any Order.

SHOOTOUT 2022 STAGE 3 BAY 4



STAGE 3

ROUND COUNT: 10 rifle – 10 pistol – 4+shotgun

STAGING: Rifle Staged In Right Window, Shotgun Staged in Left Window. Pistols Holstered.

STAGE ORDER: Shooters Choice, Rifle Not Last.

START: Standing at Position of Choice with Hands On Hat.

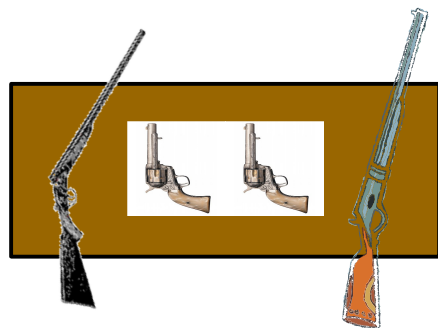
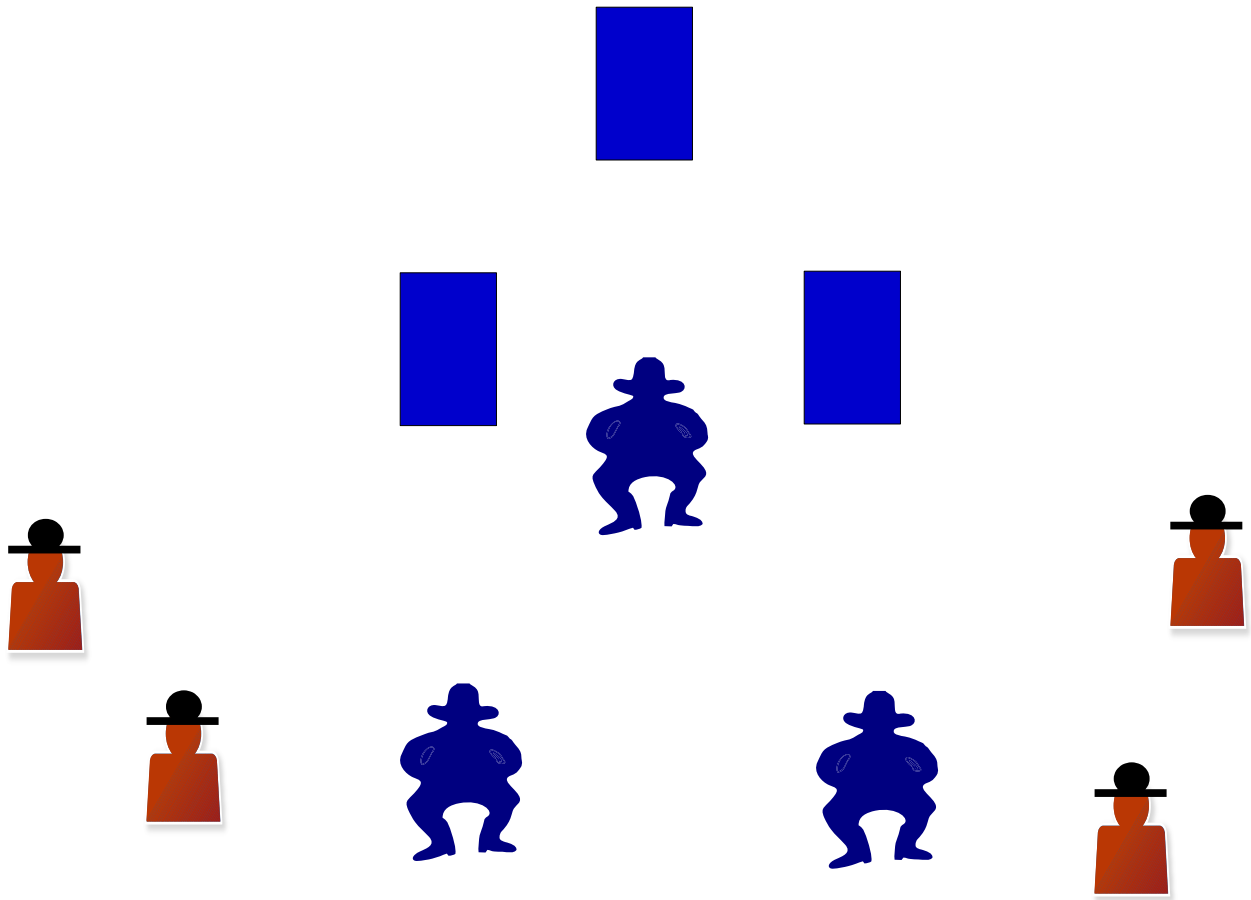
LINE: “DON'T SHOOT, I GIVE UP !”

ATB: If Starting with Rifle, From Right Window, Engage the Targets, Starting On Either End, in “A CAT HERDERS SWEEP” (R1-R1, R2, R3, R4-R4, R3, R2, R1-R1).

Repeat the Rifle Instructions With Your Pistols, Shooting from Saloon Doorway.

With Shotgun, From Left Window, Knockdown the Shotgun Targets in Any Order.

SHOOTOUT 2022 STAGE 4 BAY 5



STAGE 4

ROUND COUNT: 10 rifle – 10 pistol – 4+shotgun

STAGING: Rifle, Shotgun and Pistols All Staged On Table.

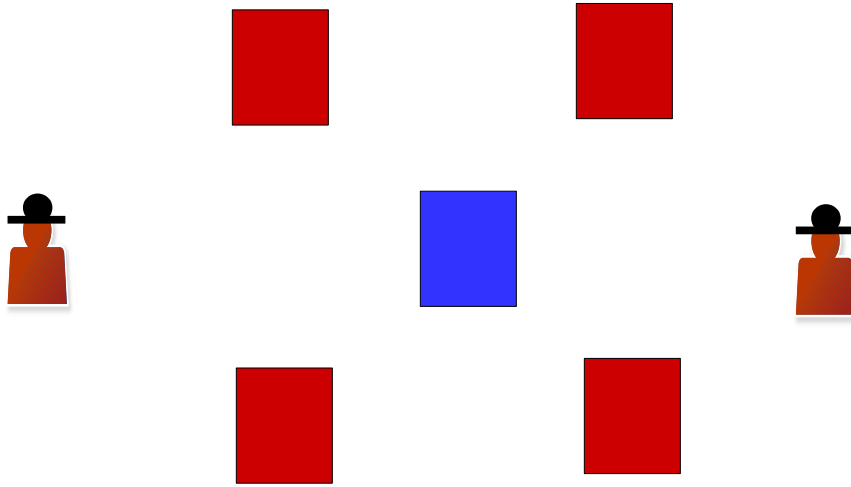
STAGE ORDER: Stage May Be Shot In Any Order, But Rifle Not Last.

START: Begin Standing Behind Table, Hands Flat On Table Not Touching Firearms.

LINE: “THAT S.O.B. IS BACK AGAIN!”

ATB: I Starting With Rifle Engage The Pistol and Rifle Targets in an “S.O.B. Sweep”: A Continuous Nevada Sweep Alternating Between Pistol and Rifle Targets. P1, R1, P2, R2, P3, R3, P2, R2, P1, R1. Return Rifle To Table. If Shooting Pistols Next, Repeat the Rifle Instructions. You May Holster Your Pistols or Return Them to Table. With Shotgun, Knockdown the Shotgun Targets In Any Order.

SHOOTOUT 2022 STAGE 5 BAY 6



START

STAGE 5

ROUND COUNT: 10 rifle, 10 pistol, 2+ shotgun

STAGING: Rifle in Hands, Shotgun on Table, Pistols Holstered.

STAGE ORDER: Rifle, Pistols, Shotgun or Rifle, Shotgun, Pistols.

START: Shooter Standing With One Foot Touching Start Plate With Rifle in Hands.

LINE: “HERE GOES NOTHIN’!”

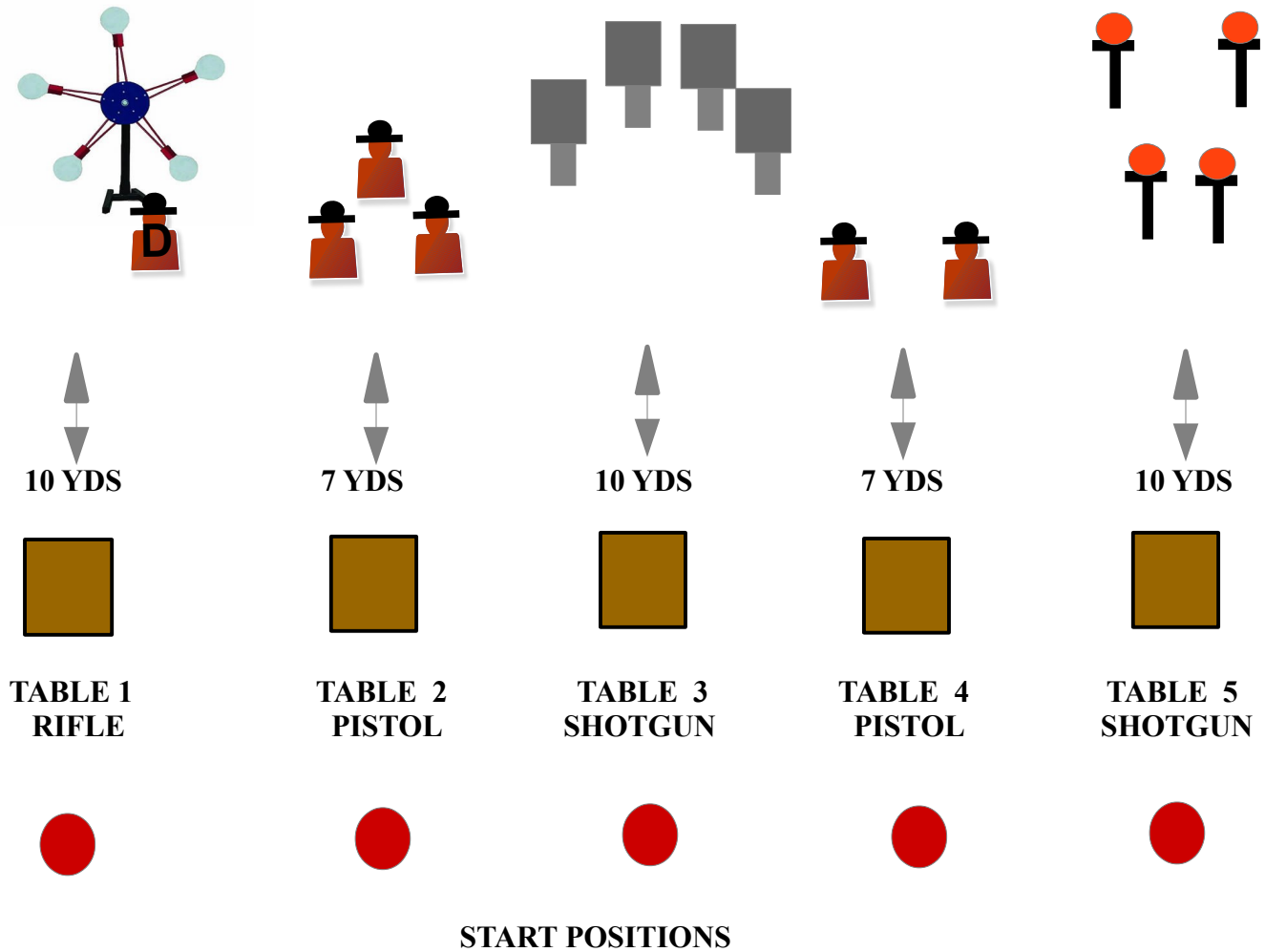
ATB: Engage the Rifle Targets By Double Tapping the 4 Outside Targets In A Circular Sweep Starting on Any Target and Then Double Tapping the Center Target, OR You May Decide to Start By Double Tapping the Center Target First, Then Double Tap the Outside Targets in A Circular Sweep.

Move Forward to The Table and Make Rifle Safe.

Repeat the Rifle Instructions With Your Pistols.

Knockdown the Two Shotgun Targets In Any Order.

SHOOTOUT 2022 TEAM SHOOT-OFF



POSITION 1: RIFLE 10 ROUNDS STAGED ON TABLE.

POSITION 2: PISTOLS STAGED ON TABLE AND LOADED WITH 5 ROUNDS EACH.

POSITION 3: SHOTGUN 4+ ROUNDS, STAGED ON TABLE.

POSITION 4: PISTOLS STAGED ON TABLE AND LOADED WITH 5 ROUNDS EACH.

POSITION 5: SHOTGUN 4+ ROUNDS, STAGED ON TABLE.

SHOOT-OFF SCENARIO – RIFLE BAY

ALL SHOOTERS WILL PARTICIPATE IN SHOOT-OFF. SHOOTERS WILL BE DIVIDED INTO 5 SHOOTER TEAMS BASED UPON OVERALL RANKING FROM MAIN MATCH STAGES. IF SHORT, LAST POSSE WILL DRAW ALTERNATE SHOOTERS FROM PREVIOUS POSSES.

POSSIES WILL DECIDE WHICH POSITIONS THEY WILL SHOOT AND WILL LOAD AND STAGE THEIR GUNS ON COMMAND ACCORDINGLY AT THE 5 POSITIONS.

STAGE WILL BE SHOT FROM LEFT TO RIGHT: RIFLE, PISTOL, SHOTGUN, PISTOL AND SHOTGUN.

LINE: “LET’S GO”

SHOOTER 1, RIFLE. ATB. MOVES FROM START POSITION TO TABLE WITH RIFLE AND REMOVES THE PLATES FROM THE STAR, ANY REMAINING ROUNDS SHOULD BE PLACED ON THE DUMP TARGET. PLATES LEFT ON STAR ARE MISSES AS ARE MISSES ON THE DUMP TARGET. MAKE RIFLE SAFE ON TABLE AND THEN TAG PISTOL SHOOTER AT START POSITION 2.

SHOOTER 2, PISTOL. MOVE TO TABLE 2 AND DOUBLE TAP NEVADA SWEEP ON THE 3 COWBOYS FROM EITHER DIRECTION. RESTAGE THE PISTOLS ON THE TABLE AND THEN TAG SHOTGUN SHOOTER AT START POSITION 3.

SHOOTER 3, SHOTGUN. MOVE TO TABLE 3 AND WITH SHOTGUN, KNOCK DOWN THE 4 SHOTGUN TARGETS IN ANY ORDER. MAKE SHOTGUN SAFE ON TABLE, THEN TAG PISTOL SHOOTER AT START POSITION 4.

SHOOTER 4, PISTOL. MOVE TO TABLE 4 AND ENGAGE THE TWO PISTOL TARGETS IN A LAWRENCE WELK SWEEP STARTING ON EITHER TARGET. 1, 22, 333, 4444. RESTAGE THE PISTOLS ON THE TABLE AND THEN TAG SHOTGUN SHOOTER AT START POSITION 5.

SHOOTER 5, SHOTGUN. MOVE TO TABLE 5 AND WITH SHOTGUN

**ENGAGE THE FOUR CLAYS IN ANY ORDER UNTIL BROKEN. GOLDEN BB
RULE DOES NOT APPLY.**