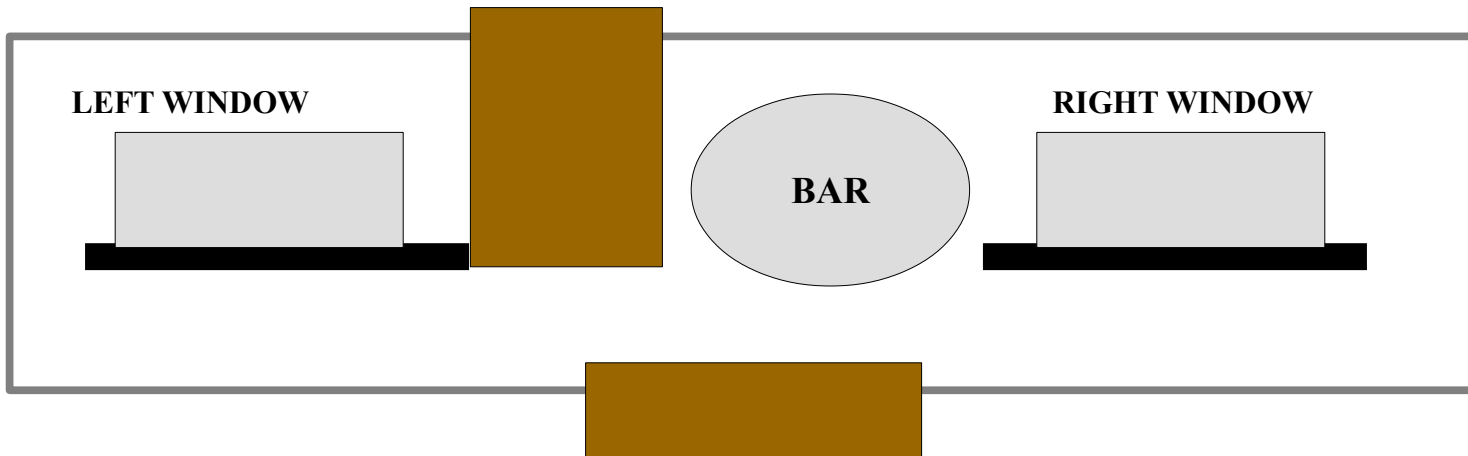





OCTOBER 2021 STAGE 1



STAGE 1

ROUND COUNT: 10 rifle – 10 pistol – 4+shotgun

STAGING: Rifle and Shotgun Staged on Left Table, Pistols Holstered.

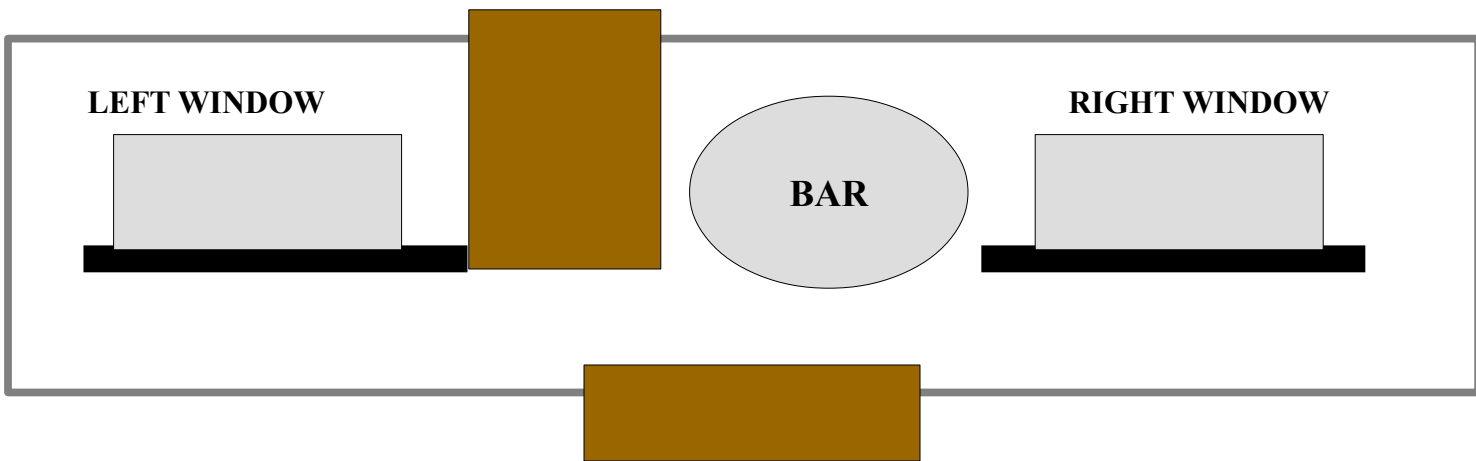
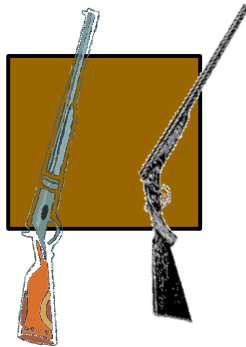


STAGE ORDER: Rifle, Shotgun Pistol.

START: Left Table, Hands Touching Pistols.

LINE: “I DON'T LIKE DESPERADOS!”

ATB: With Rifle Shoot a Desperado Sweep Starting on Either End. (R1 – R2, R2 – R3, R3, R3, R3 – R4, R4 – R5) Single Tap R1, Double Tap R2, Quad Tap R3, Double Tap R4, Single Tap R5. Or 1 – 2 – 4 – 2 – 1. Make Rifle Safe on Table. Pick up Shotgun and Move to Fence and Knockdown The Shotgun Targets in Any Order. Move to Right Table and Make Shotgun Safe. With Pistols, Repeat the Rifle Instructions.

OCTOBER 2021 STAGE 2



STAGE 2

ROUND COUNT: 10 rifle – 10 pistol – 4+shotgun

STAGING: Rifle and Shotgun Staged On Table, Pistols Holstered.

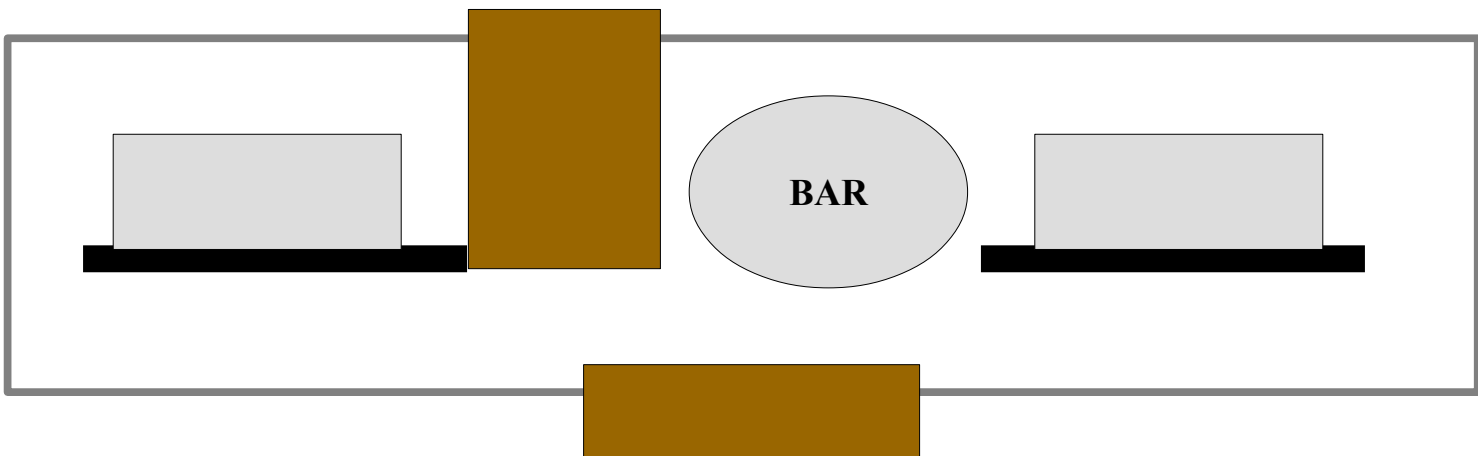




STAGE ORDER: Shooter Choice, Rifle Not Last.

START: Behind Table, Hands On Hat.

Line: “Looks Too Far For A Pistol!”

ATB: If Starting with Pistols, Single Tap The Rectangles, Then Place the Remaining Six Shots on the Circle. Repeat The Pistol Instructions with The Rifle. Make Rifle Safe On Table. With Shotgun, Knockdown The Shotgun Targets In Any Order.

OCTOBER 2021 STAGES 3 & 4



STAGE 3

ROUND COUNT: 10 rifle – 10 pistol – 4+shotgun

STAGING: Rifle and Shotgun Staged on Left Table. Pistols Holstered.

STAGE ORDER: Rifle, Shotgun, Pistols.

START: Left Table, Rifle in Hands.

LINE: “YOU'RE GONNA DIE HERE YA KNOW?!”

ATB: With Rifle, Engage Each Target With At Least One Round For Five Rounds. Repeat Instructions With Remaining Five Rounds. Make Rifle Safe. Pick up Shotgun and Move to Fence and Knockdown the Four Shotgun Targets in Any Order. Move to Right Table and Make Shotgun Safe and with Pistols Repeat the Rifle Instructions.

STAGE 4

ROUND COUNT: 10 rifle – 10 pistol – 4+shotgun

STAGING: Rifle and Shotgun Staged on Left Table. Pistols Holstered.

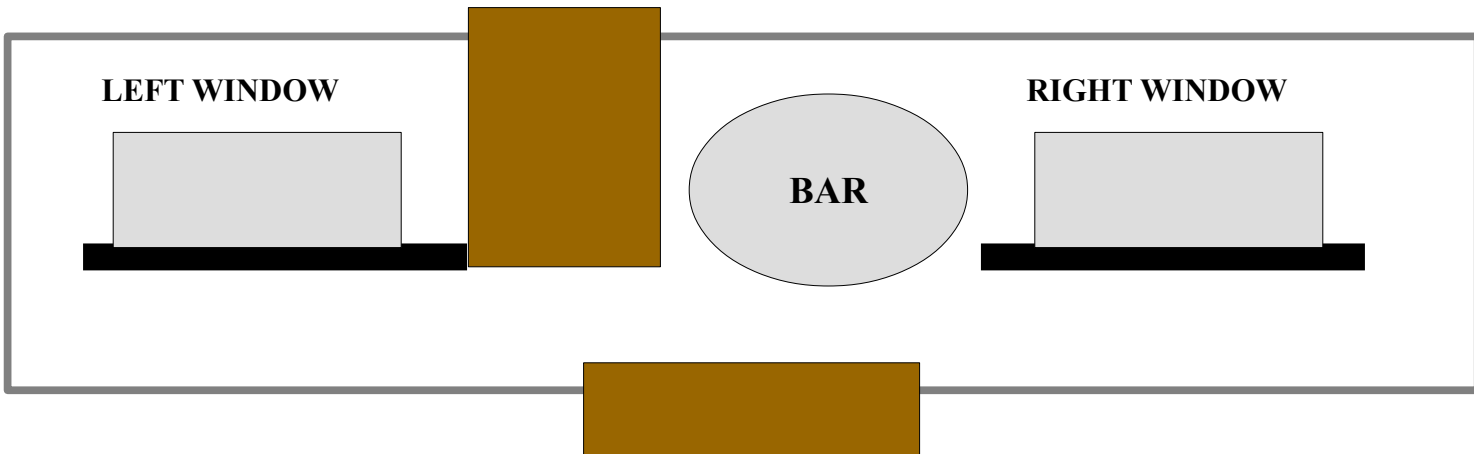


STAGE ORDER: Shooters Choice, Rifle Can't Be Last.

START: Shooters Discretion, Right or Left Table. Hands Texas Surrender.

Line: “IT'S A TRAP!”

ATB: If Starting With Rifle, Triple Tap The Outside Targets, Then Double Tap The Inside Targets From Any Direction. Make Rifle Safe. With Pistols Repeat the Rifle Instructions. Pick up Shotgun and Knockdown the Four Shotgun Targets in Any Order.

OCTOBER 2021 STAGE 5



STAGE 5

ROUND COUNT: 10 rifle – 10 pistol – 4+shotgun

**STAGING: Rifle Staged on Left Table, Pistols Holstered.
Shotgun In Hands.**

STAGE ORDER: Shotgun, Rifle, Pistols.

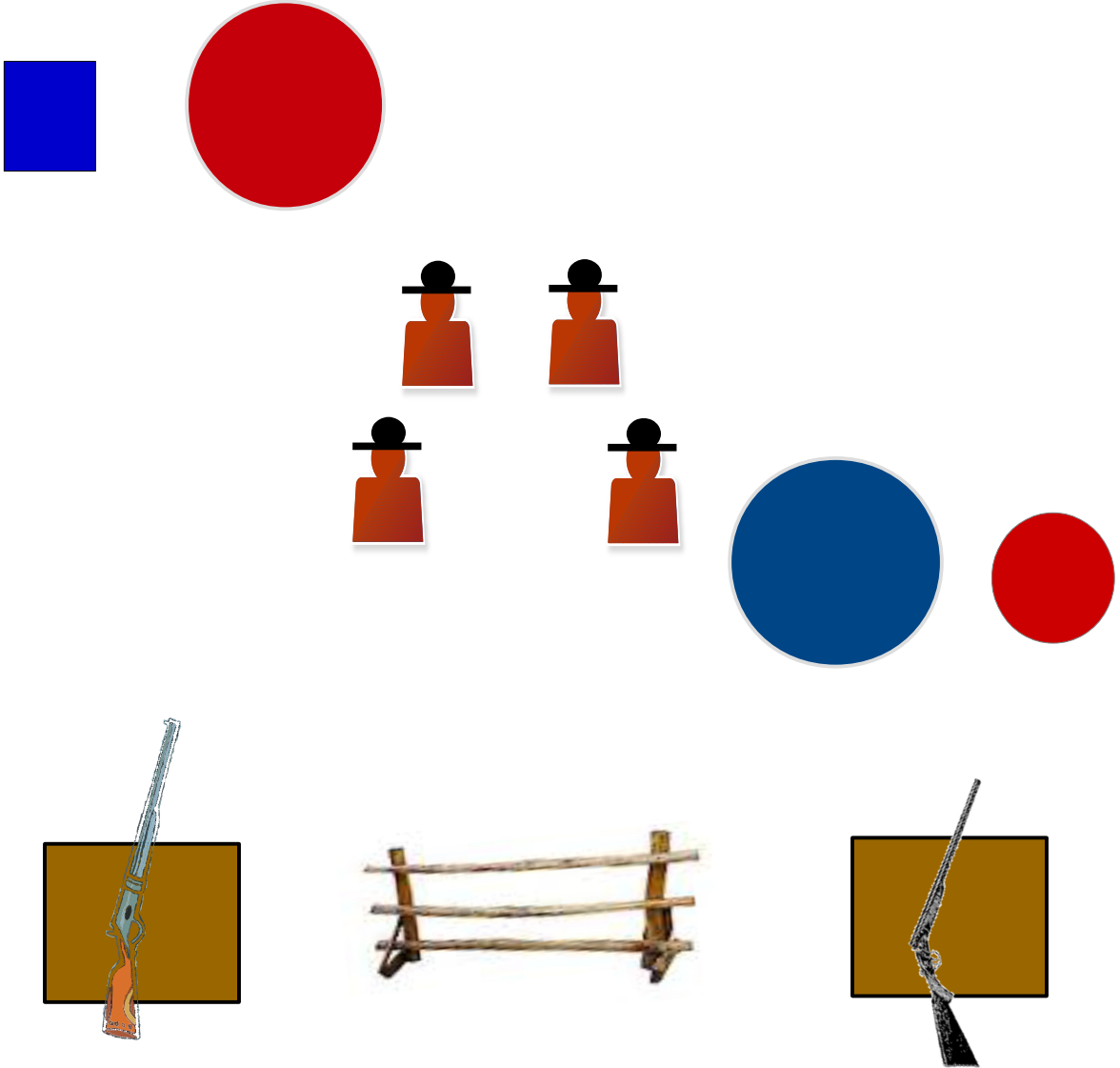
START: Standing At Right Table, Shotgun In Hands.

Line: “QUIT MOVIN'!”

ATB: With Shotgun, Knockdown the Shotgun Targets In Any Order. Make Shotgun Safe . With Rifle Beginning On Either Outside Target, Engage the Two Outside Targets With Alternating Single Taps For Four Rounds, Then Single Tap The Center Target. (R1 – R3 – R1 – R3 - R2)Repeat Instructions With Remaining Five Rounds.

Make Rifle Safe on Table. With Pistols Repeat the Rifle Instructions.

OCTOBER 2021 STAGE 6



STAGE 6

ROUND COUNT: 10 rifle – 10 pistol – 4+shotgun

STAGING: Rifle Staged On Left Table, Shotgun On Either Right Or Left Table, Pistols Staged On Right Table.

STAGE ORDER: Shotgun Last.

START: At Right Or Left Table, Shooters Choice. Hands Up Over Head.

Line: “OK, YOU GOT THE DROP ON ME!”

ATB: If Starting With Rifle, Starting On Either Rifle Target, Double Tap R1, Then Double Tap R2, Then Single Tap R1, Then Single Tap R2, Then Double Tap R1, Then Double Tap R2. (R1- R1, R2 - R2, R1 – R2, - R2, R1 – R1, R2 - R2). Repeat Rifle Instructions With Pistols. Pick Up Shotgun and Knockdown the Shotgun Targets In Any Order.

TARGET INVENTORY

4 – LARGE RECTANGLES

4 – CIRCLES

2 – LARGE CIRCLES

4 – SHOTGUN KNOCKDOWNS

1 – SECTION OF FENCE

2 – RANGE TABLES FOR STAGING RIFLE AND SHOTGUN

2 – SIDE RAILS AND CLAMPS FOR LEFT RANGE TABLE

2 – LONG TABLES FOR LOADING AND UNLOADING

4 – 3 FOOT 2X4'S FOR PISTOL TARETS

5 – 4 FOOT 2X4'S FOR RIFLE TARGETS