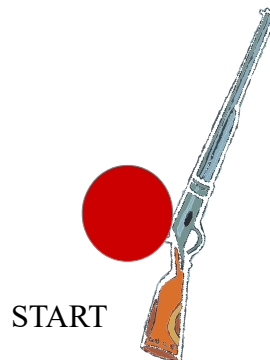




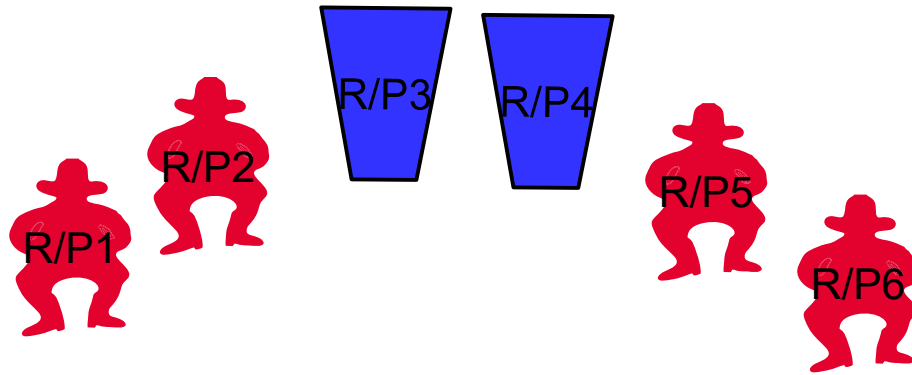


MAY 2021 STAGES 1 & 2



STAGE 1

Round count 10 rifle, 10 pistol, 4+ shotgun

Start with Rifle in Hands with One Foot touching Start Plate, Pistols holstered, Shotgun Staged on Table.

Line: “He's killed more people than Covid!”

ATB: With Rifle Double-Tap the Two Center Targets, then Single-Tap Sweep all the Targets Starting on either end.

Move to the Table and make the Rifle safe on the table. With Pistols engage the Targets using Rifle Instructions.

With Shotgun Engage the Shotgun Targets in any order until Down.

STAGE 2

Round count 10 rifle, 10 pistol, 4+ shotgun

Start with Rifle in Hands with One Foot touching Start Plate, Pistols holstered, Shotgun Staged on Table.

Line: “SPLIT THEM IN TWO SWEEPS!”

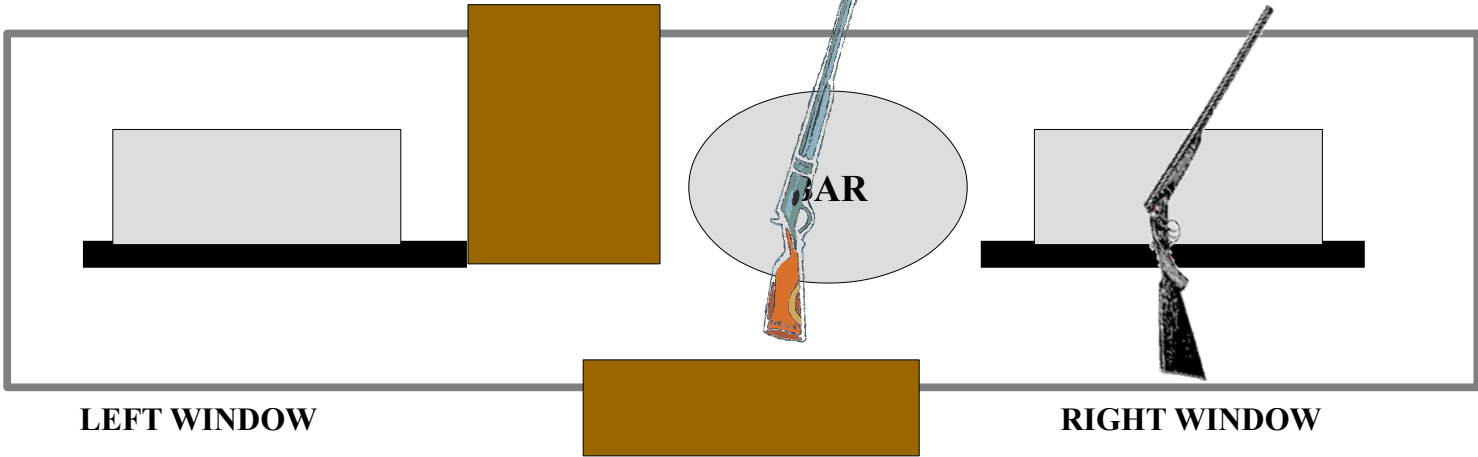
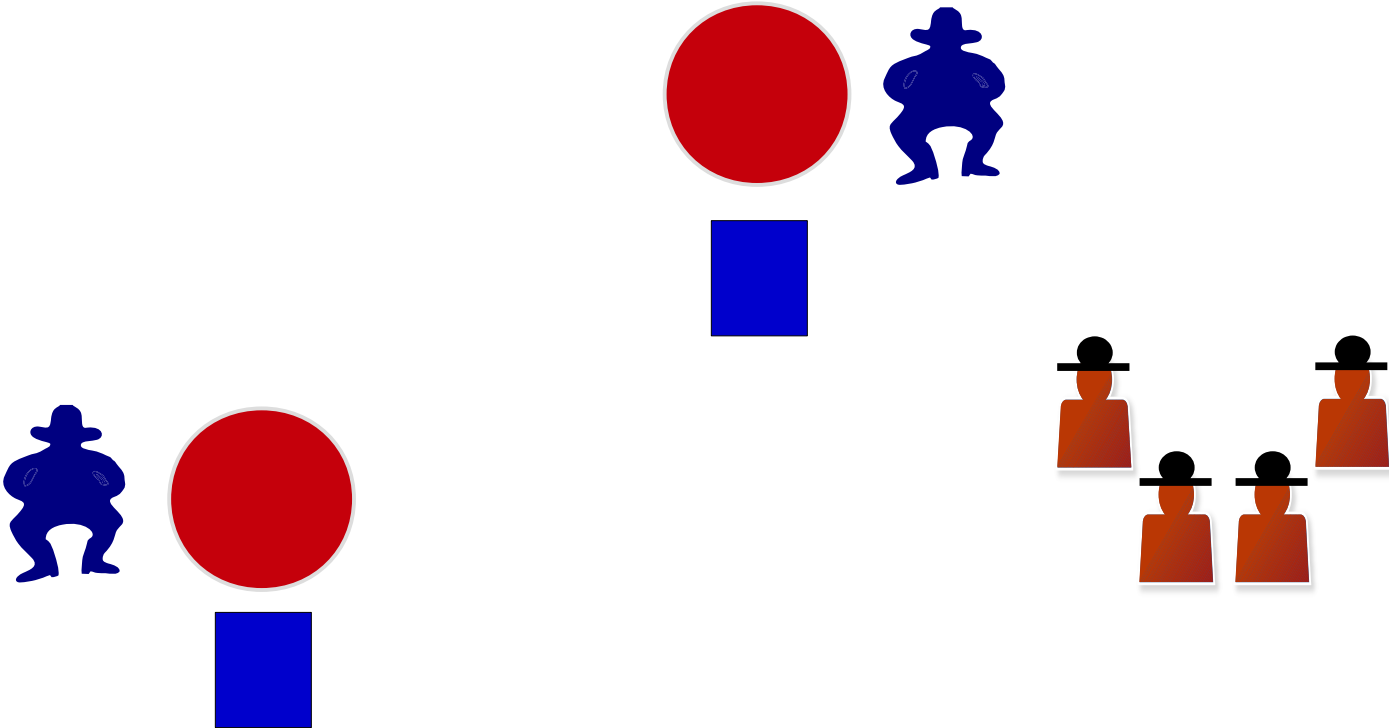
ATB: With Rifle shoot TWO SEPARATE 2-2-1 Sweeps Starting on a Cowboy on either end. (R1, R1, R2, R2, R3 then R6, R6, R5, R5, R4) or (R6, R6, R5, R5, R4 then R1, R1, R2, R2, R3)..

Move to the Table and make the Rifle safe on the table. With Pistols engage the Targets using Rifle Instructions.

With Shotgun Engage the Shotgun Targets in any order until Down.

FOR RIFLE AND PISTOL TARGETS USE 3 FOOT 2X4S FOR THE COWBOYS AND 4 FOOT FOR THE COFFINS.

MAY 2021 STAGES 3 & 4



STAGE 3

10 rifle – 10 pistol – 4+shotgun

Shotgun staged on Right Window, Pistols Holstered, Rifle staged on Bar.

Stage order = Pistol, Rifle, Shotgun.

Begin standing in Doorway, Hands on Outside Frame.

Line: “WHAT ARE YA WAITING FOR!”

ATB: Move to Left Window. Engage the Pistol Targets by shooting the Square Once, the Cowboy Twice, and then place the Remaining Seven Rounds on the Large Circle.

Move to Bar and with Rifle, Repeat the Pistol Instructions.

Move to the Right Window and Knockdown the Four Shotgun Targets in any order

STAGE 4

10 rifle – 10 pistol – 4+shotgun

Shotgun staged on Right Window, Pistols Holstered, Rifle staged on Bar.

Stage Order = Shotgun, Rifle, Pistol

Start standing at Right Window with Hands on Hat.

Line: “ZIG ZAG!”

ATB: Knockdown the Four Shotgun Targets in any order

Move to Bar and with Rifle place ONE ROUND on the Square, then TWO on the Circle, then ONE on the Cowboy, then TWO on the Circle, then ONE on the Square, then TWO on the Circle and then last round on the Cowboy. Make Rifle Safe.


Move to Left Window and with Pistols Shoot the Pistol Targets per Rifle Instructions.

FOR PISTOL AND RIFLE TARGETS USE 4 FOOTERS FOR THE CIRCLES AND COWBOY AND 3 FOOTERS FOR THE SQUARES.

MAY 2021 STAGES 5 & 6



RIFLE BONUS



PISTOL BONUS



LEFT WINDOW

SALOON DOORWAY

RIGHT WINDOW

STAGE 5

10 rifle – 10 pistol – 4+shotgun

Shotgun staged on left window, Pistols holstered, Rifle staged on right window.

Begin standing in Right Window, Rifle in Hands.

Line: “ABILENE OR BUST!”

ATB: With Rifle Complete an Abilene Sweep Beginning on Either End Target. (R1, R2, R2, R3, R3, R3, R2, R2, R1). Then place the Tenth round on the Bonus Target.

Move to Saloon Doorway and With Pistols Repeat the Rifle Instructions.

Move to Left Window and with Shotgun Knockdown the Four Shotgun Targets.

Bonus Target Hit is a 5 Second Bonus. A Miss is NOT a Penalty.

STAGE 6

10 rifle – 10 pistol – 4+shotgun

Shotgun staged on Left Window, Pistols holstered, Rifle staged on Right Window. Stage is Shot, Shotgun, Pistol, Rifle.

Begin standing Left Window, Shotgun in Hands.

Line: “SLOW DOWN, SMOOTH IS FAST!”

ATB: With Shotgun Knockdown the Four Shotgun Targets.

Make Shotgun Safe.

Move to Saloon Doorway and with Pistols, Shoot a 2 – 6 – 2 Sweep Starting from Either End.

Move to Right Window and with Rifle, Repeat Pistol Instructions.

FOR THE PISTOL TARETS USE 3 FOOTERS, AND 4 FOOTERS FOR THE RIFLE AND BONUS. PUT THE BONUS FAR OUT THERE!