

JANUARY 2023 STAGES 1 & 2



4'





3'



3'



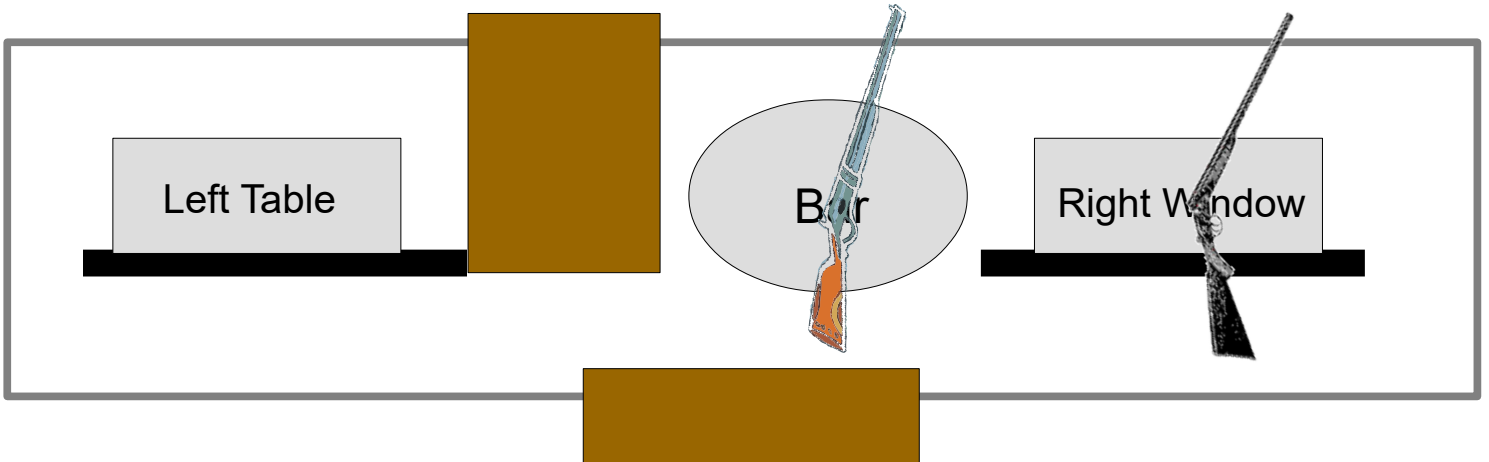
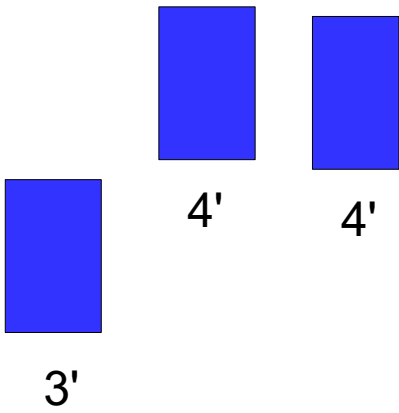
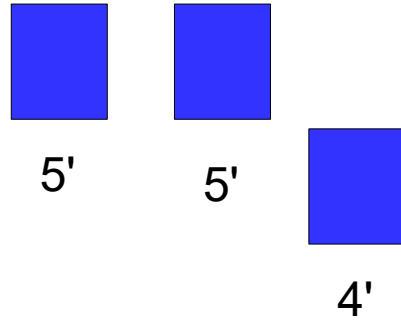
4'



STAGE 1	BLACK MIKE'S HAPPY NEW YEAR
ROUND COUNT	10 RIFLE – 10 PISTOL – 4+ SHOTGUN
STAGING	SHOTGUN ON RIGHT TABLE, PISTOLS HOLSTERED, RIFLE IN HANDS.
STAGE ORDER	RIFLE, PISTOL, SHOTGUN, OR RIFLE, SHOTGUN, PISTOL
START	ONE FOOT ON START PLATE
LINE	GO TO THE BARBER BLACK MIKE!
ATB	<p>WITH RIFLE, DOUBLE TAP BLACK MIKE, THEN SINGLE TAP THE TWO OUTSIDE TARGETS, THEN DOUBLE TAP BLACK MIKE AGAIN, THEN SINGLE TAP THE TWO INSIDE TARGETS AND THEN WITH THE LAST TWO ROUNDS, DOUBLE TAP BLACK MIKE. (BM, BM, R1, R4, BM, BM, R2, R3, BM, BM).</p> <p>MOVE TO TABLE OF CHOICE AND MAKE RIFLE SAFE. WITH PISTOLS ENGAGE THE TARGETS PER THE RIFLE INSTRUCTIONS.</p> <p>WITH SHOTGUN KNOCK DOWN THE FOUR SHOTGUN TARGETS, OUTSIDE FIRST, THEN INSIDE.</p>

STAGE 2	IT'S ALL OVER!
ROUND COUNT	10 RIFLE – 10 PISTOL – 4+ SHOTGUN
STAGING	SHOTGUN ON RIGHT TABLE, PISTOLS HOLSTERED, RIFLE AT PORT ARMS.
STAGE ORDER	RIFLE, SHOTGUN, PISTOL, OR RIFLE, PISTOL SHOTGUN
START	ONE FOOT ON START PLATE.
LINE	GET THEM EARS LOWERED MIKE!
ATB	<p>WITH RIFLE SINGLE TAP EACH OF THE COWBOYS IN ANY ORDER THEN PLACE THE REMAINING SIX SHOTS ON BLACK MIKE.</p> <p>MOVE TO TABLE OF CHOICE AND MAKE RIFLE SAFE. WITH PISTOLS ENGAGE THE TARGETS PER THE RIFLE INSTRUCTIONS.</p> <p>WITH SHOTGUN KNOCK DOWN THE FOUR SHOTGUN TARGETS IN ANY ORDER.</p>

JANUARY STAGES 3 & 4



STAGE 3	IT'S DOC'S FAULT!
ROUND COUNT	10 RIFLE – 10 PISTOL – 4+ SHOTGUN
STAGING	SHOTGUN IN HANDS AT RIGHT WINDOW, RIFLE ON BAR AND PISTOLS HOLSTERED.
STAGE ORDER	SHOTGUN, RIFLE, PISTOL
START	SHOTGUN IN HANDS AT RIGHT WINDOW
LINE	WHEN IT'S TIME TO SHOOT, SHOOT!
ATB	<p>WITH SHOTGUN KNOCKDOWN THE TWO SHOTGUN TARGETS ON RIGHT. MOVE TO BAR AND ENGAGE THE TWO REMAINING SHOTGUN TARGETS. MAKE SHOTGUN SAFE ON BAR. WITH RIFLE, STARTING ON EITHER END, ENGAGE THE RIFLE TARGETS IN A 3-3-3 SWEEP, THEN PLACE THE LAST ROUND ON THE BONUS TARGET FOR A 5 SECOND BONUS. MAKE RIFLE SAFE ON BAR. MOVE TO THE LEFT TABLE.</p> <p>WITH PISTOLS, REPEAT THE RIFLE INSTRUCTIONS.</p> <p>A MISS ON THE BONUS TARGET IS NOT A MISS.</p>

STAGE 4	SOMETIMES YOU GOTTA RELOAD
ROUND COUNT	11+ RIFLE – 10 PISTOL – 4+ SHOTGUN
STAGING	RIFLE AND SHOTGUN STAGED ON BAR. PISTOLS HOLSTERED.
STAGE ORDER	PISTOL, RIFLE, SHOTGUN
START	BEHIND LEFT TABLE. TEXAS SURRENDER
LINE	TAKE EXTRA RIFLE SHELLS!
ATB	<p>STARTING WITH PISTOLS, ALTERNATE THE FIRST FIVE SHOTS ON TWO PISTOL TARGETS, THEN WITH THE SECOND PISTOL PLACE ALL FIVE ROUNDS ON THE THIRD TARGET.</p> <p>MOVE TO BAR AND WITH RIFLE REPEAT THE PISTOL INSTRUCTIONS.</p> <p>THEN, RELOAD ONE RIFLE ROUND FOR THE BONUS TARGET. YOU MUST LOAD ONE ROUND AT A TIME, BUT YOU MUST KEEP LOADING AND SHOOTING UNTIL YOU HIT THE BONUS TARGET FOR A FIVE SECOND BONUS. MISSES ON BONUS NOT A MISS.</p> <p>MAKE RIFLE SAFE ON THE BAR AND WITH SHOTGUN KNOCKDOWN THE TWO SHOTGUN TARGETS ON THE LEFT. MOVE TO THE RIGHT WINDOW AND KNOCKDOWN THE REMAINING TWO SHOTGUN TARGETS.</p>

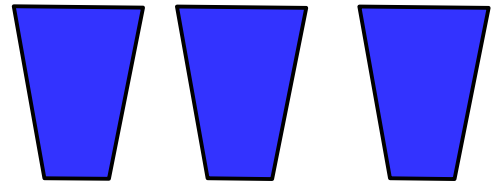
JANUARY STAGES 5 & 6



4'

4'

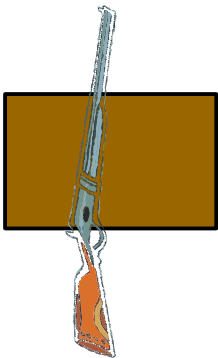
4'



3'

3'

3'



STAGE 5	SMOKIN' K DID IT!
ROUND COUNT	10 RIFLE – 10 PISTOL – 4+ SHOTGUN
STAGING	RIFLE ON LEFT TABLE, SHOTGUN STAGED ON RIGHT OR LEFT TABLE. PISTOLS HOLSTERED.
STAGE ORDER	RIFLE, SHOTGUN, PISTOL.
START	AT LEFT TABLE, HANDS AT LOW SURRENDER. NOT ON FIREARMS.
LINE	INSIDE, OUTSIDE!
ATB	<p>STARTING WITH RIFLE, SHOOT TWO SEPARATE HOPTOAD SWEEPS. (P2, P1, P2, P3, P2 – P2, P1, P2, P3, P2).</p> <p>WITH SHOTGUN, KNOCKDOWN THE 2 INSIDE TARGETS, THEN THE 2 OUTSIDE TARGETS. MAKE SHOTGUN SAFE ON EITHER TABLE.</p> <p>WITH PISTOLS, REPEAT THE RIFLE INSTRUCTIONS.</p>

STAGE 6	ALL OVER NOW
ROUND COUNT	10 RIFLE – 10 PISTOL – 4+ SHOTGUN
STAGING	RIFLE AND SHOTGUN ON LEFT TABLE. PISTOLS HOLSTERED.
STAGE ORDER	RIFLE, NOT LAST
START	BEHIND TABLE OF CHOICE WITH HANDS ON HAT.
LINE	WELL PILGRIM, IT DOESN'T GET EASIER THAN THIS!
ATB	<p>IF STARTING WITH RIFLE, ENGAGE THE RIFLE TARGETS IN A JOHN WAYNE SWEEP. (R1, R2, R3, R3, R2, R1, R1, R2, R3, R3).</p> <p>WITH PISTOLS, REPEAT THE RIFLE INSTRUCTIONS.</p> <p>WITH SHOTGUN KNOCKDOWN THE 4 SHOTGUN TARGETS IN ANY ORDER.</p>