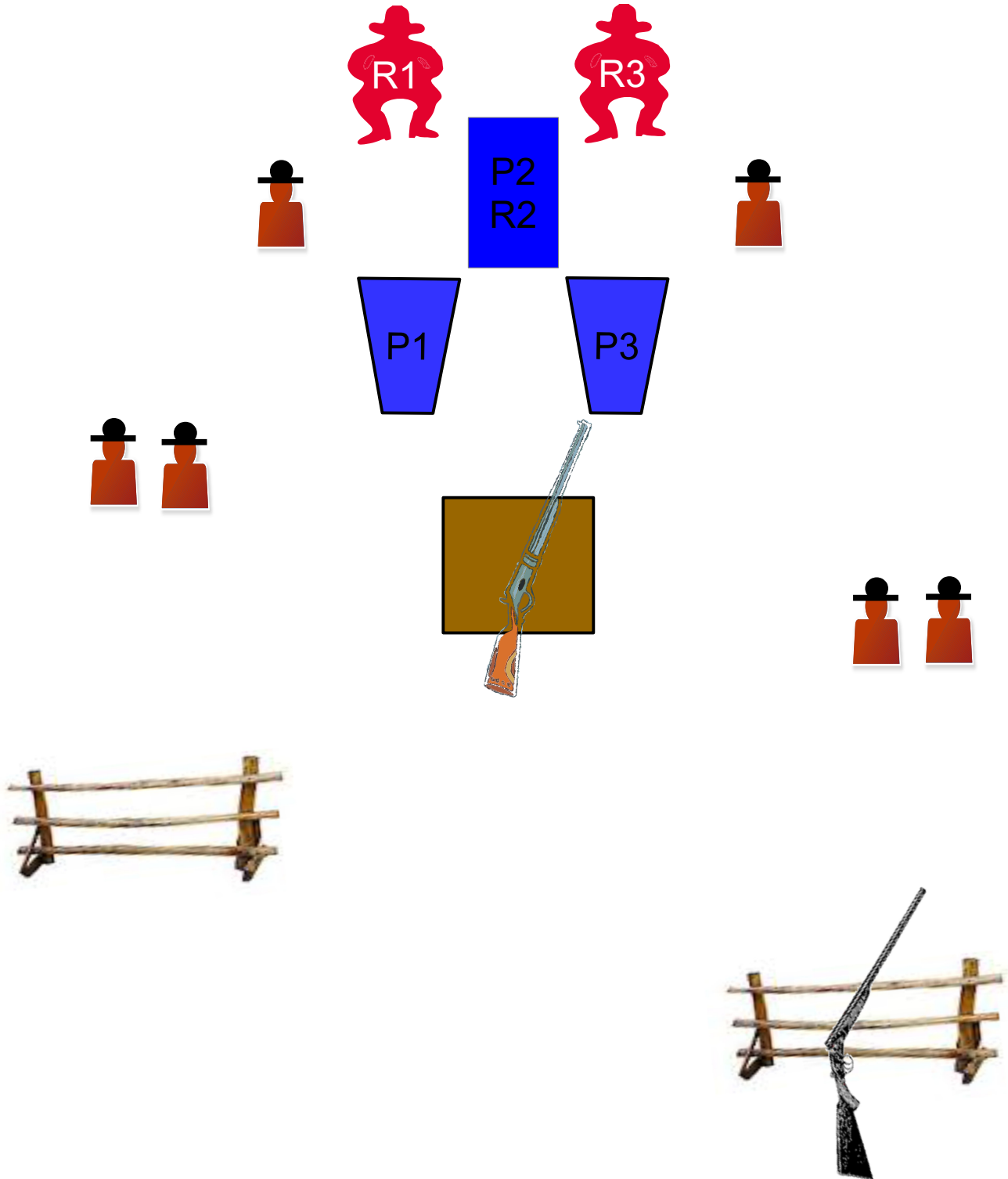


# APRIL 2021 STAGES 1 & 2



## **STAGE 1**

**Round count 10 rifle, 10 pistol, 6+ shotgun**

**Rifle on Center Table, Pistols holstered, shotgun in hand.**

**Begin standing behind RIGHT fence.**

**Line: “LET 'EM HAVE IT!”**

**ATB: Knock Down the two Shotgun Targets. Then, move to the Left Fence and knock down those two Shotgun Targets. Then, move to the table and Knock Down the last two Shotgun targets. Make the Shotgun safe on the table. With rifle, shoot a Double-Tap Nevada Sweep on the Rifle Targets beginning on any Rifle Target. Make Rifle Safe. With Pistols, shoot a Double-Tap Nevada Sweep on the Pistol Targets beginning on any Pistol Target.**

**Make ups for Shotgun must be made from the original location. Center Rectangle is a Rifle and Pistol Target.**

## **STAGE 2**

**Round count 10 rifle, 10 pistol, 6+ shotgun**

**Rifle on Center Table, Pistols holstered, shotgun in hand.**

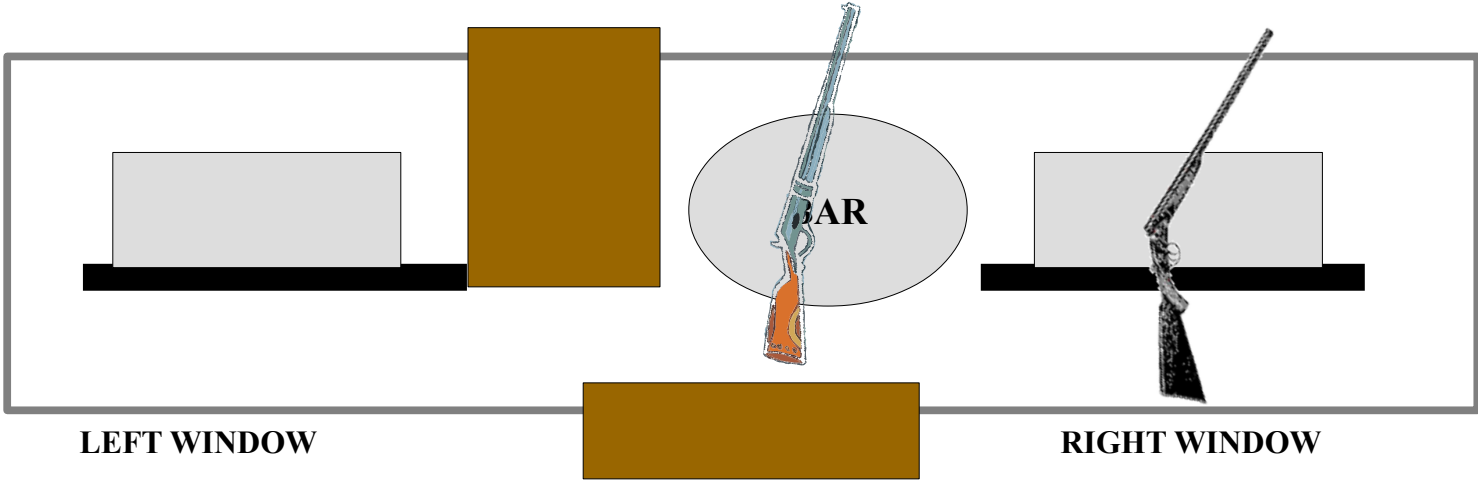



**Begin standing behind RIGHT fence.**

**Line: “YOU SHOT HIM!”**

**ATB: Knock down the two Shotgun Targets. Then move to the Left Fence and Knock Down those two Shotgun targets. Then move to the Table and make Shotgun Safe. With Rifle shoot TWO 1-3-1 Sweeps from the SAME direction on the Rifle Targets. You may start on either end, but both Sweeps must be from Same Direction. Repeat Rifle instructions with Pistols on Pistol Targets. With Shotgun, shoot last two remaining Knock Downs.**

**Make ups for Shotgun must be made from the original location.**

# APRIL 2021 STAGES 3 & 4



## **STAGE 3**

**10 rifle – 10 pistol – 4+shotgun**

**Shotgun staged on Right Window, Pistols Holstered, Rifle staged on Bar.**

**Stage order = Pistol, Rifle, Shotgun.**

**Begin standing in Doorway, Hands on Outside Frame.**

**Line: “DAMN HOPTOADS!”**

**ATB: Move to Left Window. With First Pistol, shoot a Single Tap Hoptoad Shuffle beginning and ending on P2. (P2 then P1 then P2 then P3 then P2). Or (P2 then P3 then P2 then P1 then P2). Repeat instructions with Second Pistol.**

**Move to Bar and with Rifle, shoot Two Hoptoad Shuffles per Pistol Instructions.**

**Move to the Right Window and Knockdown the Four Shotgun Targets in any order**

## **STAGE 4**

**10 rifle – 10 pistol – 4+shotgun**

**Shotgun staged on Right Window, Pistols Holstered, Rifle staged on Bar.**

**Start standing at Right Window with Hands on Hat.**

**Line: “GOT NOTHIN' TO LOSE!”**

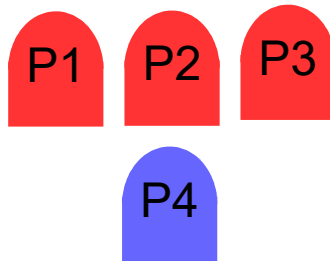
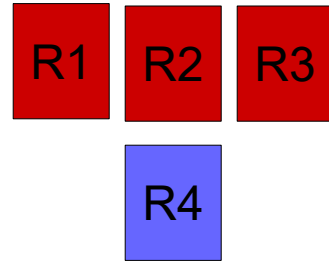

**ATB: Knockdown the Four Shotgun Targets in any order**

**Move to Bar and with Rifle place Three Rounds on each Rifle Targets then Shoot the Bonus Target with the Tenth shot. Make Rifle Safe.**

**Move to Left Window and with Pistols Shoot the Pistol Targets per Rifle Instructions.**

**A Hit on the Bonus Target is a 5 Second Bonus. A Miss is NOT a Miss.**

# FEBRUARY 2021 STAGES 5 & 6



LEFT WINDOW

SALOON DOORWAY

RIGHT WINDOW

## **STAGE 5**

**10 rifle – 10 pistol – 4+shotgun**

**Shotgun staged on left window, Pistols holstered, Rifle staged on right window.**

**Begin standing in Right Window, Rifle in Hands.**

**Line: “What's A Jumpin' Nevada Sweep?!”**

**ATB: With Rifle Complete a Continuous Jumping Nevada Sweep Beginning on Either End Target. (R1, R4, R2, R4, R3, R4, R2, R4, R1, R4). You Will End on Blue R4.**

**Move to Saloon Doorway and With Pistols Repeat the Rifle Instructions.**

**Move to Left Window and with Shotgun Knockdown the Four Shotgun Targets.**

## **STAGE 6**

**10 rifle – 10 pistol – 4+shotgun**

**Shotgun staged on Left Window, Pistols holstered, Rifle staged on Right Window. Stage is Shot, Shotgun, Pistol, Rifle.**

**Begin standing Left Window, Shotgun in Hands.**

**Line: “SLOW DOWN, SMOOTH IS FAST!”**

**ATB: With Shotgun Knockdown the Four Shotgun Targets.**

**Make Shotgun Safe.**

**Move to Saloon Doorway and with Pistols, Single Tap P1, P2, P3, then place remaining Seven Rounds on P4 (Blue).**

**Move to Right Window and with Rifle, Repeat Pistol Instructions.**