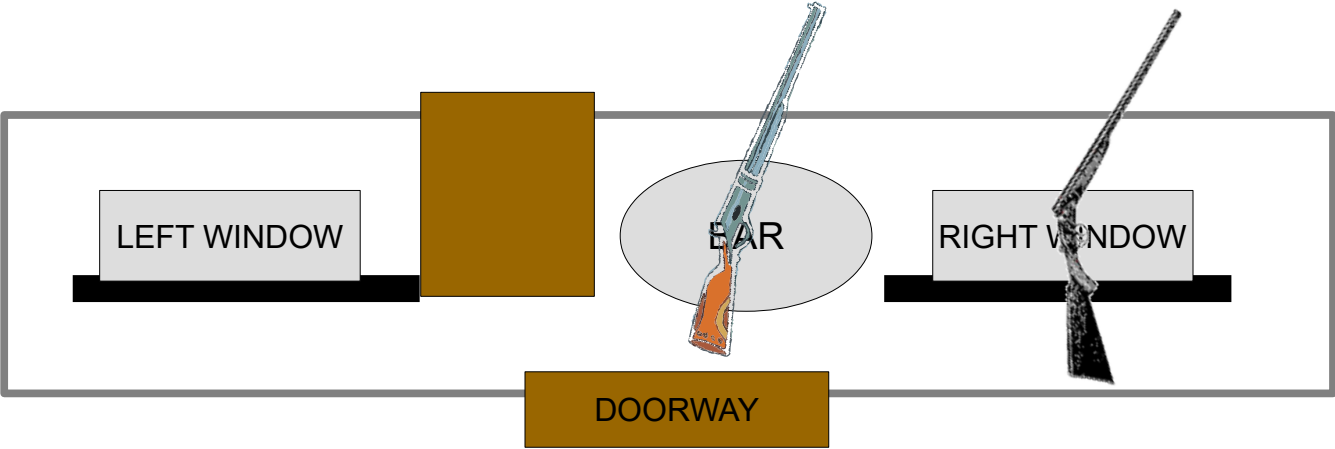
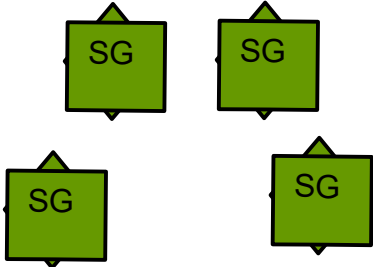
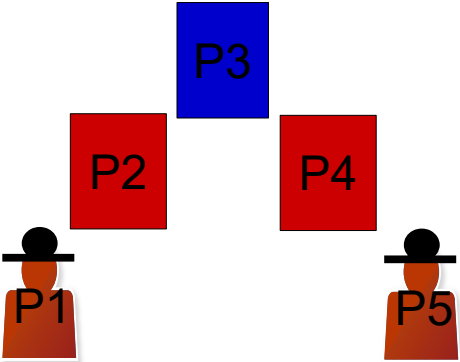
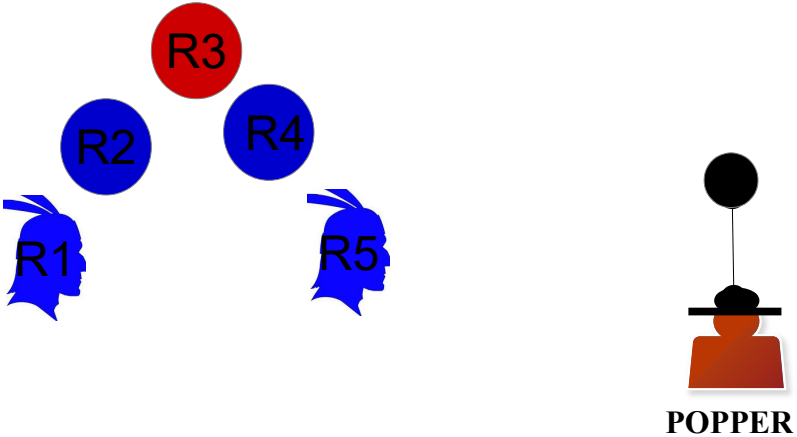


# SEPTEMBER STAGES 1,2,3



**Stage 1                      10 Rifle                      10 Pistol                      4+ Shotgun**

Shooters choice to start at Left or Right Window. If starting with Pistols stand at Left Window, arms raised, palms up. Pistols Holstered, Rifle Staged on the Bar and Shotgun Staged at the Right Window. When READY say the line. “I'M GONNA NEED MORE BOOLITS!”

At the BEEP, with Pistols, shoot a 1, 3, 2, 3, 1 sweep starting on either end. (P1, P2,P2,P2, P3,P3, P4,P4,P4, P5).

Move to Bar and with Rifle, shoot a 1, 3, 2, 3, 1 sweep starting on either end. (R1, R2, R2, R2, R3, R3, R4, R4, R4, R5). Same as the pistols

Move to the Right Window and with the Shotgun, Knock Down the the Two Standing Shotgun Targets, then shoot the Popper. A hit is a 5 second Bonus, A miss does not count as a penalty. You must engage the Clay Target.

**Stage 2                      10 Rifle                      10 Pistol                      4+ Shotgun**

Start at Right Window with Hands on Hat. Pistols Holstered, Rifle Staged on the Bar and Shotgun Staged at the Right Window. When READY say the line. “IT'S A RAID!”

At the beep, pick up Shotgun and engage the Four Shotgun Targets in any order, until down.

Move to the bar and with Rifle and shoot Two an Ozark Sweeps or an Outside, Inside, Center Sweep. (R1, R5, R2, R4, R3). Repeat.

Move to the Left Window and with Pistols shoot Two Ozark Sweeps or an Outside, Inside, Center Sweep. (P1, P5, P2, P4, P3). Repeat.

**Stage 3                      10 Rifle                      10 Pistol                      6+ Shotgun**

Start at with hands on DOORWAY. Pistols Holstered, Shotgun Staged on Right Window, Rifle Staged on Bar. When ready Say the Line. “Lets Make Quick Work of These Guys!”

At the Beep, move to Left Window and with Pistols shoot a Double Tap Sweep on the Pistol Targets, starting at either end. (P1, P1, P2, P2, P3, P3, P4, P4, P5, P5).

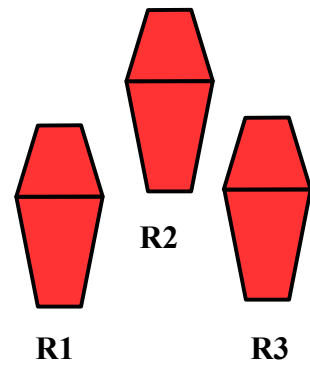
Move to the Bar. With the Rifle, Repeat the Pistol Instructions, Shooting a Double Tap Sweep, starting at either end. (R1, R1, R2, R2, R3, R3, R4, R4, R5, R5).

Move to the Right Window and with the Shotgun, knock Down the Four Shotgun Targets then shoot the Popper. A hit is a 5 second Bonus, A miss does not count as a penalty. You must engage the Clay Target.

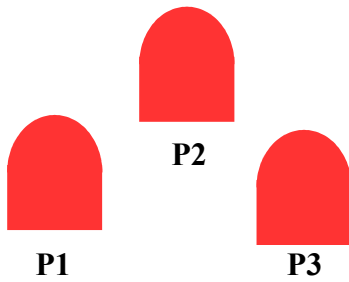
# SEPTEMBER STAGES 4, 5, 6



RIFLE BONUS



PISTOL BONUS



LEFT WINDOW

SALOON DOORWAY

RIGHT WINDOW

**Stage 4                    10 Rifle                    10 Pistol                    4+ Shotgun**

**Start at Left Window, Pistols Holstered at Texas Surrender. Rifle and Shotgun Staged at Right Window.**

**When ready say the line “THERE'S A LOT OF THEM IN THE SALOON!”.**

**At the BEEP, with Pistols, place Three Rounds on each Target. NO TRIPLE TAPS. Place the last round on the Bonus Target (5 sec). A miss on the Bonus is Not a miss.**

**Move to the Right Window and with Rifle Place at least Three Rounds on each target. NO TRIPLE TAPS.**

**Make Rifle Safe and with Shotgun, Knock Down the 4 Shotgun Targets in any order.**

**Stage 5                    10 Rifle                    10 Pistol                    4+ Shotgun**

**Start at Right Window with Shotgun in Hands. Pistols Holstered. Rifle Staged at Right Window.**

**When READY say the line “YA'LL BETTER DROP 'EM!”**

**At the BEEP, with your Shotgun, Knock Down the 4 Shotgun Targets in any order.**

**Make Shotgun Safe. With Rifle, shoot a Double Tap Pendulum Sweep (R1, R1, R2, R2, R1, R1, R3, R3, R1, R1). Make Rifle Safe.**

**Move to Left Window and with Pistols REPEAT Rifle Instructions. (P1, P1, P2, P2, P1, P1, P3, P3, P1, P1).**

**Stage 6                    10 +1 Rifle                    10 Pistol                    4+ Shotgun**

**Shooters Choice to Start at Left or Right Window. RIFLE CANNOT BE LAST. Pistols Holstered, Rifle and Shotgun Staged at Right Window.**

**Starting Position. Place Hands on Hat.**

**When READY say the line “TIME TO MEET YER MAKER!”.**

**At the BEEP, with Pistols shoot Two Ohio Sweeps (P1, P2, P1, P2. P3, P1. P2, P1, P2, P3).**

**Move to Right Window and with Rifle Shot Two Ohio Sweeps (R1, R2, R1, R2. R3, R1. R2, R1, R2, R3). Reload One Rifle Round and Shoot Bonus Target (5 sec). A miss on Bonus Target is not a miss. Make Rifle Safe.**

**Pick up Shotgun, and Knock Down the Shotgun Targets in any order.**