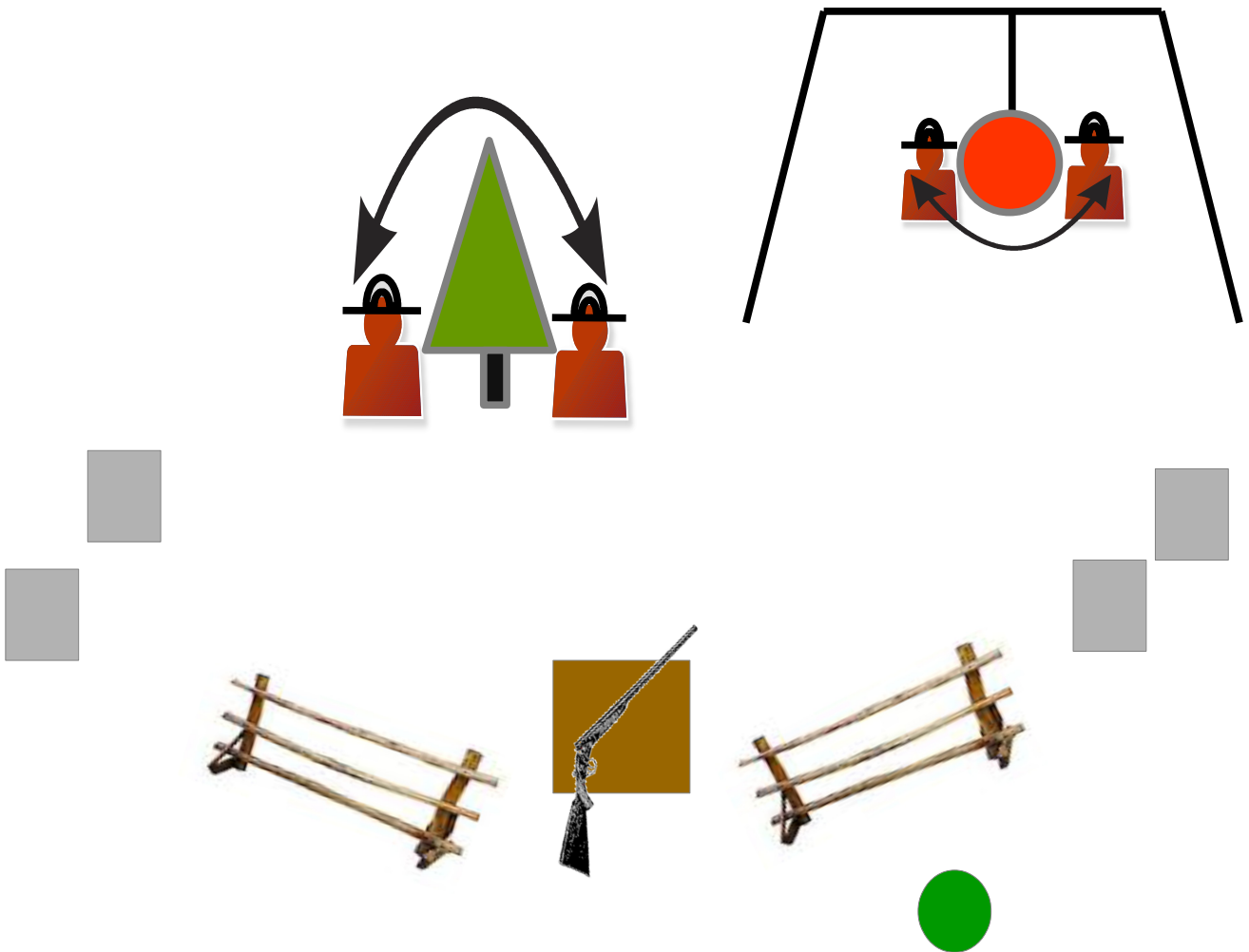


# Stage 1



Round count: 10 Rifle – 10 Pistol – 4+Shotgun

Shotgun staged on table. Pistols holstered. Begin standing at START PLATE, rifle and rope in hand.

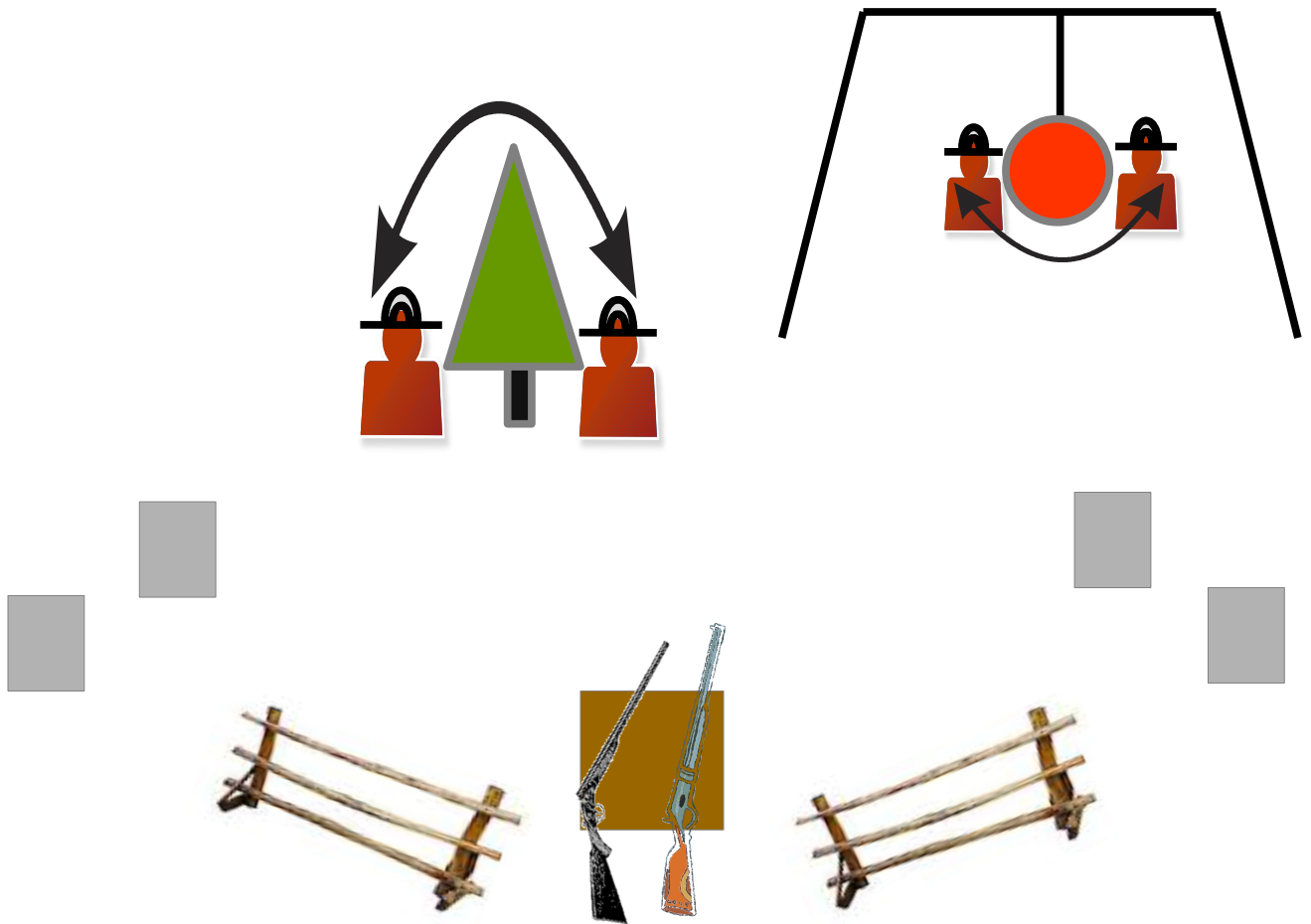
Line: Let's start swingin"

ATB: Tug on the rope, releasing the rifle swinger. Alternate double-taps on the two cowboys for ten rounds.

Move to the table and with your shotgun knock down both sets of targets on the left and right in any order.

Make shotgun safe and tug on the table rope to release the swinger. With your pistols, repeat per rifle instructions.

# Stage 2

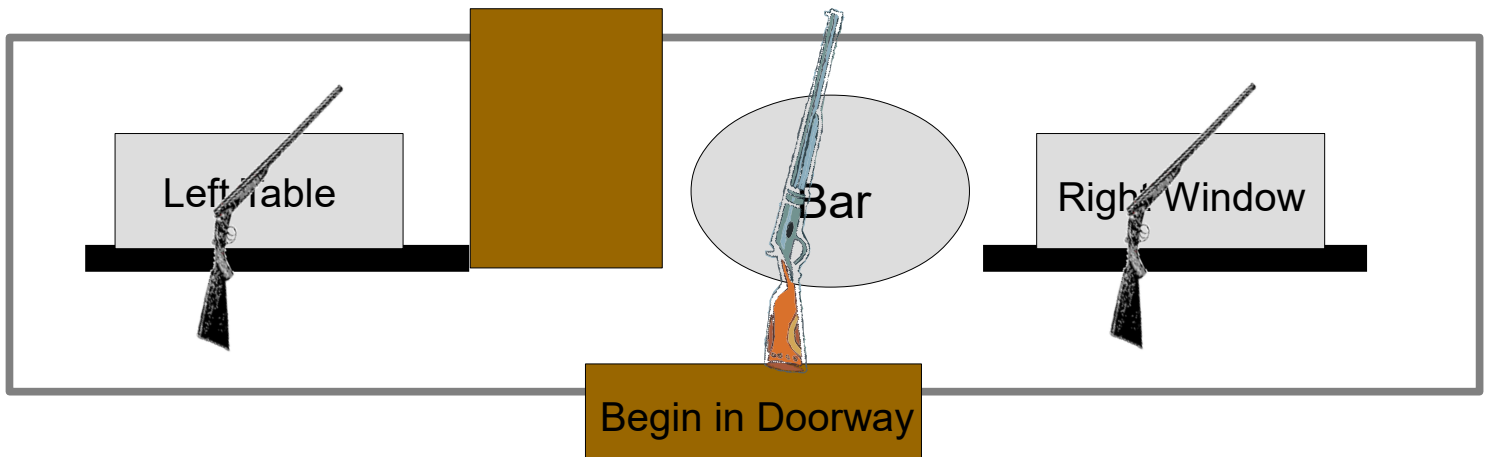
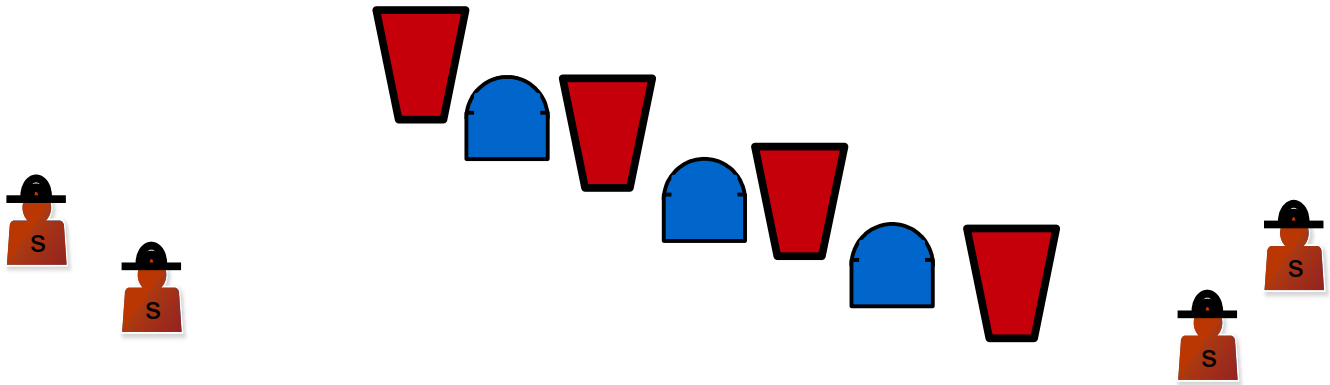


Round Count: 10 Rifle – 10 Pistol – 4+ Shotgun.  
Pistols holstered, rifle and shotgun staged on the table.  
Begin standing at table, hands on hat.  
Stage can be shot in any order but rifle not last.

Line: We be done swingin'.

ATB: With pistols, engage the two cowboys from either direction in a progressive sweep for 10 rounds. With your rifle, repeat per pistol instructions. With your shotgun, knock down the right two outside targets then the two inside targets.

# Stage 3



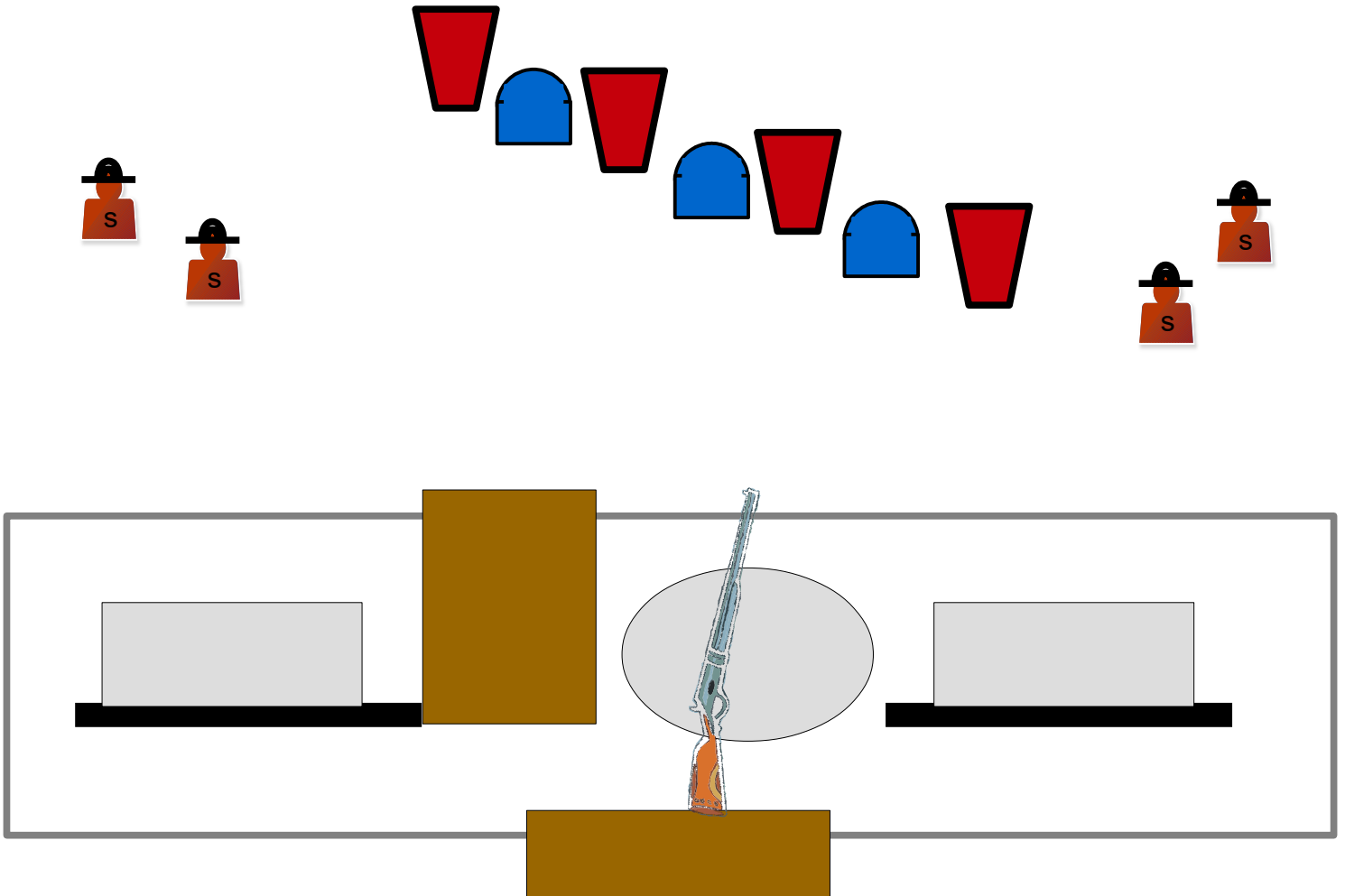
**Round Count: 10 Pistol – 10 rifle – 4+ Shotgun**

**Pistols holstered , rifle staged on the bar. Shotgun staged on right or left window. Stage may be shot in any order but rifle not last. Begin standing in doorway. Hands on door frame.**

**Line: “Who put eggnog in my eggnog?”**

**ATB: Move to position of choice. Shotgun targets are engaged from either left or right table (2 from the left and 2 from the right). From the bar, from either direction sweep the 4 coffins with one shot each, then from the opposite direction double-tap the tombstones.**

# Stage 4






10 rifle – 10 pistol – 4+ shotgun

Rifle staged at bar. Pistols holstered. Begin standing at left table, shotgun in hand.

Line: Ho! Ho! Ho!

ATB: With the shotgun, knock down the two targets from the left position. Take shotgun with you and move to the bar. Make shotgun safe and with your pistols sweep the targets from either direction double-tapping the tombstones. With the rifle repeat from the opposite direction. Move to the right window with your shotgun and knock down the other two sg targets.

# Stage 5





Round count: 10 pistol, 10 rifle and 4+ shotgun.

Pistols holstered, shotgun staged on left window and rifle staged on right window. Begin standing at left window, hands on window frame.

Line: "Let's try the Jingle Bell Rock!"

With the shotgun, knock down the targets in any order. Make the shotgun safe on the window. Move to the saloon doors and with your pistols engage the targets in a 2-3-3-2 sweep. Move to the right window and with the rifle, repeat per pistol instructions.

# Stage 6



Round count: 10 pistol, 10 rifle and 4+ shotgun.

Pistols holstered, shotgun staged on left window and rifle staged on right window. Begin standing at right window, hands on window frame.

Line: "Really Santa, I've been pretty darn good!"

With the rifle shot a descending sweep from either end. (1-2-3-4-1-2-3-1-2-1)

Move to the saloon doors and with your pistols engage the targets per rifle instructions. Move to the left window and engage the shotgun targets until down.