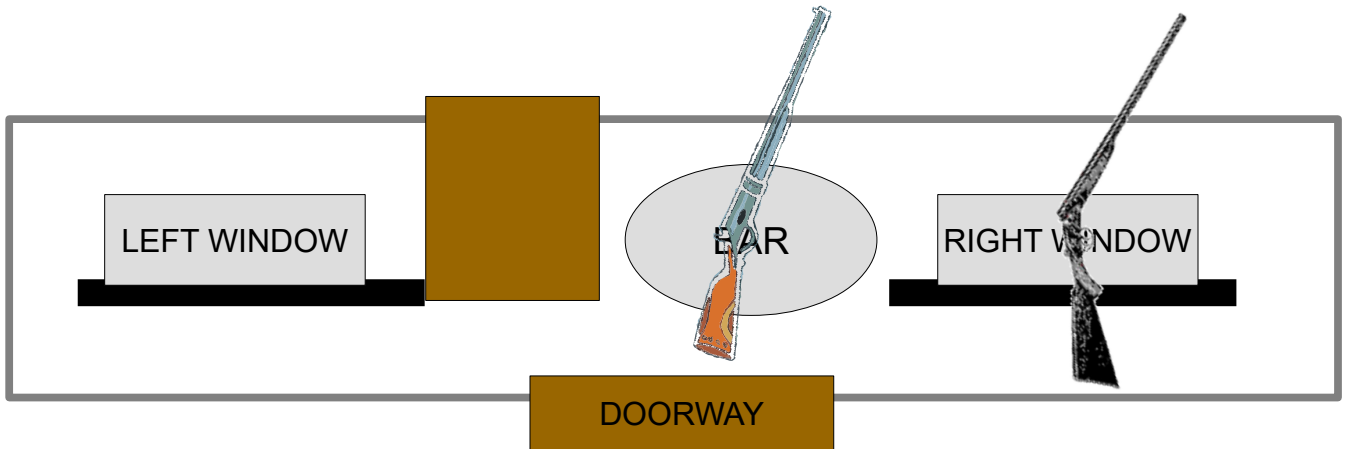
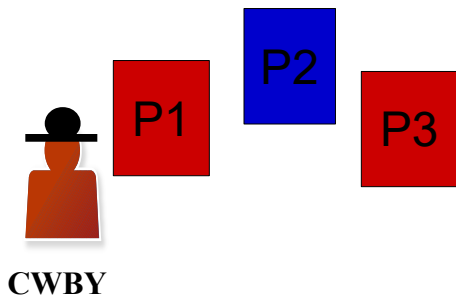
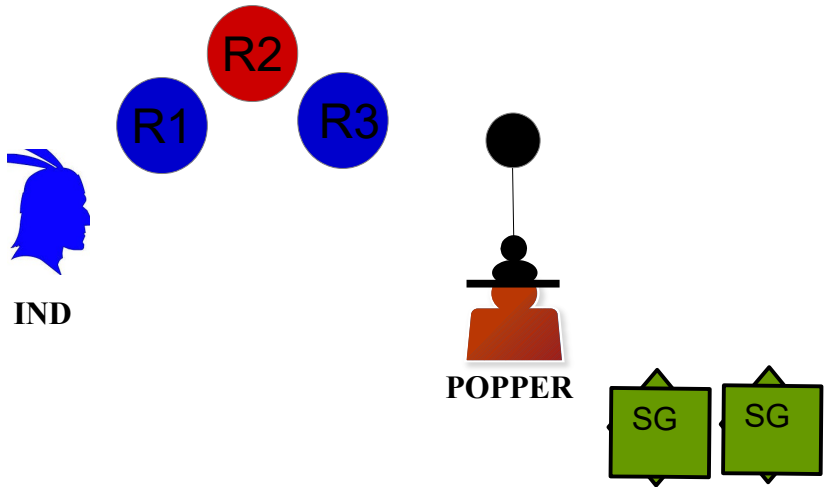


STAGES 1,2,3

●
STG 3 BONUS



Stage 1 10 Rifle 10 Pistol 4+ Shotgun

Start at Left Window, arms raised, palms up. Pistols Holstered, Rifle Staged on the Bar and Shotgun Staged at the Right Window. When READY say the line “ So where's the Loot!”

At the BEEP, with first Pistol, Double Tap the Cowboy. Then sweep the three Circle Targets (CBY,CBY, 1, 2, 3). Repeat with Second Pistol.

Move to Bar and with Rifle Double Tap the Indian then sweep the three Circle Targets (IND, IND, 1, 2, 3)with the first five rounds, then Repeat with the Second Five Rounds.

Move to the Right Window and with the Shotgun, knockdown the two Shotgun Targets then shoot the Popper. A hit is a 5 second Bonus, A miss does not count as a penalty. You must engage the Clay Target.

Stage 2 10 Rifle 10 Pistol 4+ Shotgun

Start at Left or Right Window with Hands on Hat. Pistols Holstered, Rifle Staged on the Bar and Shotgun Staged at the Right Window. When READY say the line “That's My Horse Mr!”

At the Beep. With Pistols shoot a Too Much Bourbon Sweep on Circle Targets but you must Alternate between the Cowboy and Pistol targets (CWBY, P1, CWBY, P2, CWBY, P3), CWBY, P2, CWBY, P1.)

With Rifle shoot Repeat the Pistol Sweep on Circle Targets but you must Alternate between the Indian and Rifle targets (IND, P1, IND, P2, IND, P3), IND, P2, IND, P1.)

Move to the Right Window and with the Shotgun, knockdown the two Shotgun Targets then shoot the Popper. A hit is a 5 second Bonus, A miss does not count as a penalty. You must engage the Clay Target.

Stage 3 10 + 1 Rifle 10 Pistol 2+ Shotgun

Start at Doorway, Texas Surrender. Pistols Holstered, Shotgun Staged on Right Window, Rifle Staged on Bar. When ready Say the Line “Just Winged Him!”

At the Beep. With Pistols Double Tap the Pistol Targets, Start and End on the Cowboy (CWBY, CWBY, P1, P1, P2, P2, P3, P3, CWBY, CWBY).

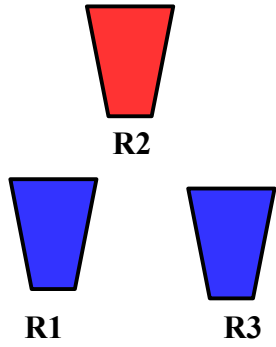
Move to the Bar. With the Rifle, Repeat the Pistol Instructions, THEN RELOAD one round and Shoot the Bonus Target for a Ten Second Bonus.

Move to the Right Window and Knockdown the Two Shotgun Targets.

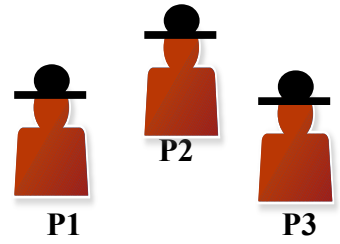
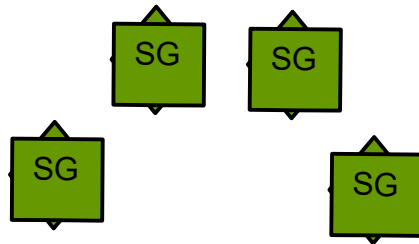
STAGES 4, 5, 6



RIFLE BONUS STG 5



PISTOL BONUS STG 6



LEFT WINDOW

SALOON DOORWAY

RIGHT WINDOW

Stage 4 10 Rifle 10 Pistol 4+ Shotgun

Start at Position of choice with hands at your side. Pistols Holstered. Rifle Staged at Left Window, Shotgun Staged in Saloon Doorway. Rifle must not be last.

When ready say the line “Where is the Appaloosa”.

At the BEEP, if starting with Rifle, shoot TWO Indiana Sweeps (R2, R2, R1, R2, R3 – R2, R2, R1, R3). Make Rifle Safe.

Move to Saloon Doorway, Pick up Shotgun and Shoot the four Knockdowns any order. Make Shotgun Safe in Saloon Doorway.

Move to Right Window and with Pistols Shoot TWO Indiana Sweeps (P2, P2, P1, P2, P3 – P2, P2, P1, P3).

Stage 5 10 Rifle 10 Pistol 4+ Shotgun

Start at Position of choice with Hands on Hat. Pistols Holstered. Rifle Staged at Left Window, Shotgun Staged in Saloon Doorway. Rifle must not be last.

When READY say the line “Who wrote this Stage?”

At the BEEP, if starting with Rifle, shoot each target at least THREE times, NO TRIPLE TAP, then with the tenth round shoot the Rifle BONUS Target for a Five Second Bonus. A Miss is a Miss. Make Rifle Safe.

Move to Saloon Doorway, Pick up Shotgun and Shoot the four Knockdowns any order. Make Shotgun Safe in Saloon Doorway.

Move to Right Window and with Pistols repeat Rifle Instructions. Shoot each target at least THREE times, NO TRIPLE TAP, then with the tenth round shoot the Pistol BONUS Target for a Five Second Bonus. A Miss is a Miss.

Stage 6 10 Rifle 10 Pistol 4+ Shotgun

Start at Position of Choice with Hands at Low Surrender . Pistols Holstered. Rifle Staged at Left Window, Shotgun Staged in Saloon Doorway. Rifle must not be last.

When READY say the line “ Time to Meet Yer Maker!”.

At the BEEP, if starting with Rifle, shoot a Reverse Lawrence Welk Sweep starting on the Middle Target R2 (R2, R2, R2, R2. R3, R3. R3, R1, R1, R2). Make Rifle Safe at Left Window.

Move to Saloon Doorway and Shoot the Four Knockdowns in any order. Make Shotgun Safe in Saloon Doorway.

Move to Right Window and with Pistols Repeat the Rifle Instructions. Shoot a Reverse Lawrence Welk Sweep starting on the Middle target R2. (R2, R2, R21, R2, R3, R3, R3, R1, R1, R2).