
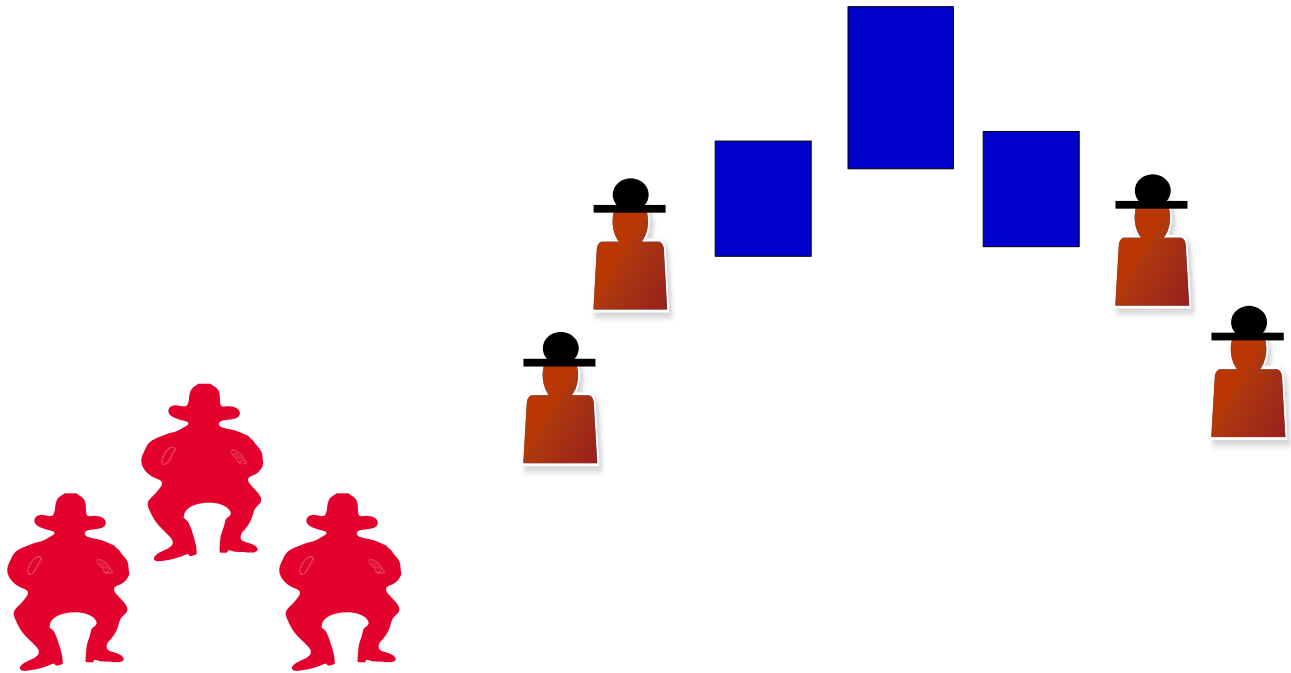


FEBRUARY 2023 STAGES 1, 2, 3



BONUS






STAGE 1	
ROUND COUNT	10 RIFLE – 10 PISTOL – 4+ SHOTGUN
STAGING	RIFLE AND SHOTGUN ON RIGHT TABLE, PISTOLS HOLSTERED.
STAGE ORDER	SHOOTERS CHOICE. PISTOL, RIFLE, SHOTGUN RIFLE, SHOTGUN, PISTOL OR SHOTGUN, RIFLE, PISTOL
START	RIGHT OR LEFT TABLE WARRANT IN HANDS.
LINE	I HAVE A WARRANT!
ATB	<p>IF STARTING WITH PISTOLS, SHOOT A HILLBILLY SWEEP (P1, P1-P2, P3, P4 – P4, P3, P2, P1-P1).</p> <p>JUST A CONTINUOUS SWEEP DOUBLE TAPPING THE OUTSIDE TARGETS.</p> <p>MOVE TO THE RIGHT TABLE AND REPEAT THE PISTOL INSTRUCTIONS WITH THE RIFLE.</p> <p>MAKE RIFLE SAFE ON TABLE AND WITH SHOTGUN, KNOCKDOWN THE FOUR TARGETS IN ANY ORDER.</p>

STAGE 2	
ROUND COUNT	10 +1 RIFLE – 10 PISTOL – 4+ SHOTGUN
STAGING	RIFLE AND SHOTGUN STAGED ON RIGHT TABLE. PISTOLS HOLSTERED.
STAGE ORDER	SHOOTERS CHOICE. PISTOL, RIFLE, SHOTGUN RIFLE, SHOTGUN, PISTOL OR SHOTGUN, RIFLE, PISTOL
START	RIGHT OR LEFT TABLE, TEXAS SURRENDER.
LINE	SLAP THAT LEATHER!
ATB	<p>IF STARTING WITH PISTOLS, SHOOT A PROGRESSIVE SWEEP (P1- P2,P2 P3, P3, P3- P4, P4, P4, P4). ALSO KNOWN AS A LAWRENCE WELK SWEEP.</p> <p>MOVE TO THE RIGHT TABLE AND REPEAT THE PISTOL INSTRUCTIONS WITH THE RIFLE. RELOAD 1 ROUND IN YOUR RIFLE AND SHOOT THE BONUS TARGE FOR A 5 SECOND BONUS. A MISS ON THE BONUS IS NOT A MISS.</p> <p>WITH SHOTGUN KNOCK DOWN THE FOUR SHOTGUN TARGETS IN ANY ORDER.</p>

STAGE 3	
ROUND COUNT	10 RIFLE – 10 PISTOL – 4+ SHOTGUN
STAGING	RIFLE AND SHOTGUN STAGED ON RIGHT TABLE. PISTOLS HOLSTERED.
STAGE ORDER	SHOOTERS CHOICE. PISTOL, RIFLE, SHOTGUN RIFLE, SHOTGUN, PISTOL OR SHOTGUN, RIFLE, PISTOL
START	RIGHT OR LEFT TABLE, HANDS BEHIND BACK, FINGER CROSSED.
LINE	I PROMISE I WON'T SHOOT!
ATB	IF STARTING ON LEFT WITH PISTOLS, ALTERNATE THE FIRST FIVE ROUNDS ON P1 AND P2, OR P3 AND P4. THEN ALTERNATE THE SECOND FIVE SHOTS ON THE OTHER TWO TARGETS. MOVE TO THE RIGHT TABLE AND WITH RIFLE, REPEAT THE PISTOL INSTRUCTIONS. MAKE THE RIFLE SAFE AND WITH THE SHOTGUN, KNOCKDOWN THE FOUR TARGETS IN ANY ORDER

FEBRUARY 2023 STAGES 4, 5, 6



STAGE 4	
ROUND COUNT	10 RIFLE – 10 PISTOL – 4+ SHOTGUN
STAGING	RIFLE JOHN WAYNE, SHOTGUN ON RIGHT TABLE, PISTOLS HOLSTERED.
STAGE ORDER	RIFLE, SHOTGUN, PISTOLS.
START	STANDING AT RIGHT TABLE, RIFLE JOHN WAYNE.
LINE	LOOKING BACK IS A BAD HABIT!
ATB	WITH RIFLE, STARTING ON EITHER END,, SHOOT A TRIPLE TAP SWEEP AND PUT THE LAST ROUND ON THE CENTER TARGET. MAKE THE RIFLE SAFE ON THE TABLE AND WITH THE SHOTGUN KNOCKDOWN THE FOUR SHOTGUN TARGETS IN ANY ORDER. MAKE THE SHOTGUN SAFE ON THE TABLE, MOVE TO THE LEFT TABLE ANDD WITH PISTOLS, REPEAT THE RIFLE INSTRUCTIONS, BUT, PUT THE LAST ROUND ON THE BONUS TARGET FOR A FIVE SECOND BONUS. A MISS ON THE BONUS TARGET IS NOT A MISS.

STAGE 5	
ROUND COUNT	10 RIFLE – 10 PISTOL – 4+ SHOTGUN
STAGING	RIFLE AND SHOTGUN ON RIGHT TABLE, PISTOLS HOLSTERED.
STAGE ORDER	RIFLE, SHOTGUN, PISTOLS SHOTGUN, RIFLE, PISTOLS OR PISTOLS, RIFLE, SHOTGUN
START	AT EITHER TABLE, HANDS AT LOW SURRENDER.
LINE	I ALWAYS TRY TO BE READY!
ATB	<p>IF STARTING WITH PISTOLS, SHOOT A DELTA GLEN SWEEP (P1 – P2, P2 – P3 – P2, P2 – P1 – P2, P2 – P3). JUST A CONTINUOUS NEVADA SWEEP DOUBLE TAPPING THE CENTER TARGET.</p> <p>MOVE TO THE RIGHT TABLE AND WITH THE RIFLE, REPEAT THE PISTOL INSTRUCTIONS. MAKE THE RIFLE SAFE ON THE TABLE AND WITH THE SHOTGUN KNOCKDOWN THE FOUR SHOTGUN TARGETS IN ANY ORDER.</p>

STAGE 6	
ROUND COUNT	10 RIFLE – 10 PISTOL – 4+ SHOTGUN
STAGING	RIFLE AND SHOTGUN ON RIGHT TABLE. PISTOLS HOLSTERED.
STAGE ORDER	SHOOTERS CHOICE PISTOL, RIFLE, SHOTGUN RIFLE, SHOTGUN, PISTOL SHOTGUN, RIFLE, PISTOL
START	BEHIND TABLE OF CHOICE WITH HANDS ON HAT.
LINE	IT DOESN'T GET EASIER THAN THIS!
ATB	<p>IF STARTING WITH PISTOLS, SHOOT TWO INDIANA SWEEPS. (P2, P2 - P1, P2, P3 - P2, P2 -P1, P2, P3).</p> <p>MOVE TO THE RIGHT TABLE AND WITH THE RIFLE, REPEAT THE PISTOL INSTRUCTIONS. MAKE THE RIFLE SAFE ON THE TABLE.</p> <p>WITH SHOTGUN KNOCKDOWN THE 4 SHOTGUN TARGETS IN ANY ORDER.</p>

TARGET INVENTORY

2 – LARGE RECTANGLE

2 – LARGE SQUARES

4 – COWBOYS

1 – SMALL CIRCLE OR BUZZARD - BONUS

4 – SHOTGUN KNOCKDOWNS

1 – SECTION OF FENCE

2 – RANGE TABLES FOR STAGING RIFLE AND SHOTGUN

2 – LONG TABLES FOR LOADING AND UNLOADING

4– 3 FOOT 2X4'S FOR PISTOL TARETS

4– 4 FOOT 2X4'S FOR RIFLE TARGETS

1 – 5 FOOT 2X4 FOR BONUS

**STAGES TO BE SET CENTERED IN FRONT OF HOOSEGOW
AND SALOON WITH RIFLE TARGETS CLOSE TO BACK
BERM.**