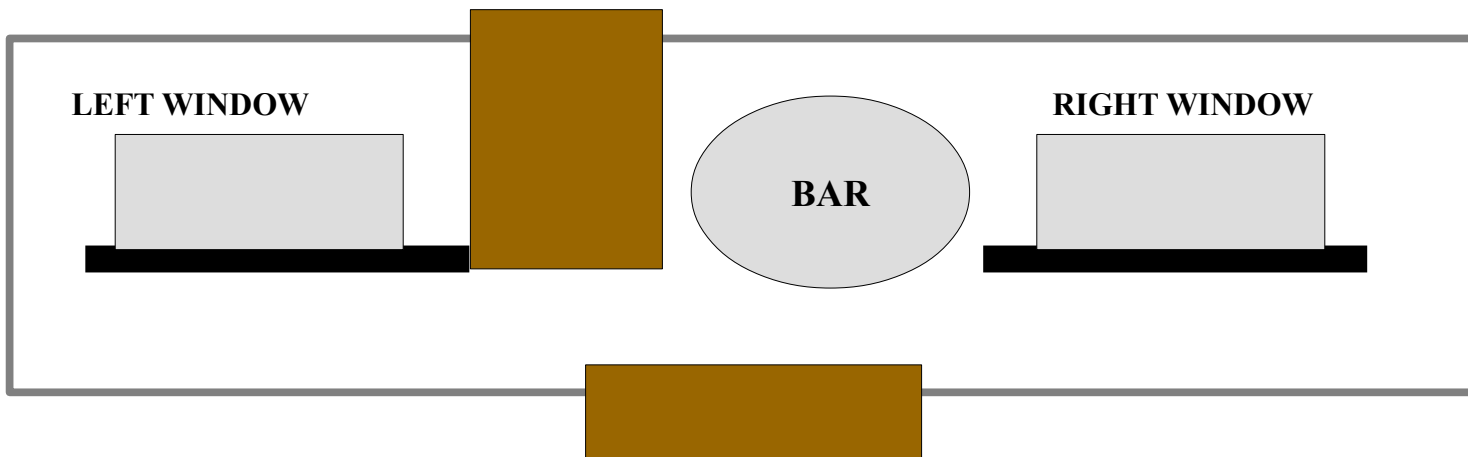
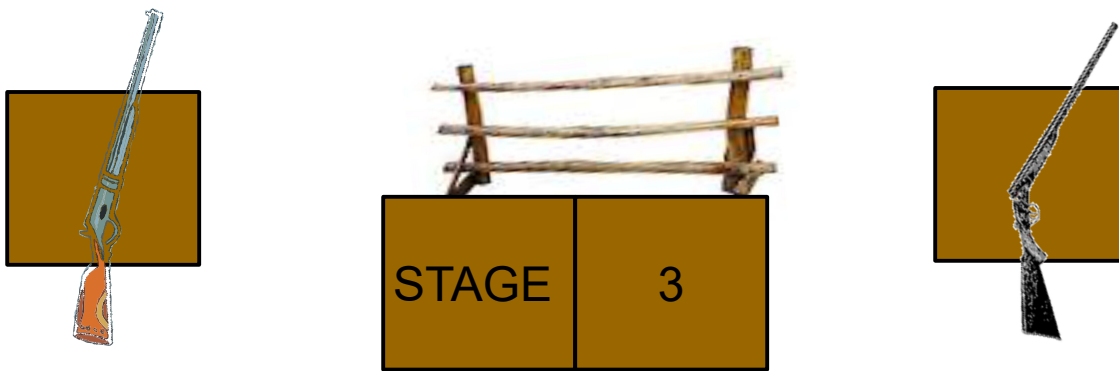




DECEMBER 2021 STAGES 1, 2 & 3



STAGE 1

ROUND COUNT: 10 rifle – 10 pistol – 4+shotgun

STAGING: Rifle staged on Left Table, Pistols Holstered, Shotgun staged on Right Table.

STAGE ORDER: Rifle, Pistol, Shotgun.

START: with Hands on Hat.

LINE: “THAT'LL BE THE DAY!”

ATB: Engage the 4 Rifle Targets in a 2-3-3-2 Sweep from Either End. Make the Rifle Safe. Move behind the Fence and Engage the Pistol Targets with same 2-3-3-2 Sweep. Move to the Right Table and Knockdown the Four Shotgun Targets in Any Order.

STAGE 2

ROUND COUNT: 10 rifle – 10 pistol – 4+shotgun

STAGING: Shotgun and Rifle staged on Right or Left Table (Shooters Choice), Pistols Holstered.

STAGE ORDER: Shotgun, Rifle, Pistol

START: Standing at Table of Choice, Shotgun in Hands.

LINE: “SAY WHEN!”

ATB: Knockdown the Two Shotgun Targets in Any Order. Make Shotgun Safe on Table. With Rifle Engage the Rifle Targets in a “Continuous Nevada Sweep”. Make Rifle Safe on Table. Pick up Shotgun and Move to the Opposite Table and Knockdown the Two Shotgun Targets in Any Order. Make Shotgun Safe on Table. Move to Fence and Engage the Pistol Targets with the same “Continuous Nevada Sweep”.

STAGE 3

ROUND COUNT: 10 rifle – 10 pistol – 4+shotgun

STAGING: Rifle, Pistols and Shotgun Staged on Tables Behind the Fence.

STAGE ORDER: Shooters Choice, Rifle not Last.

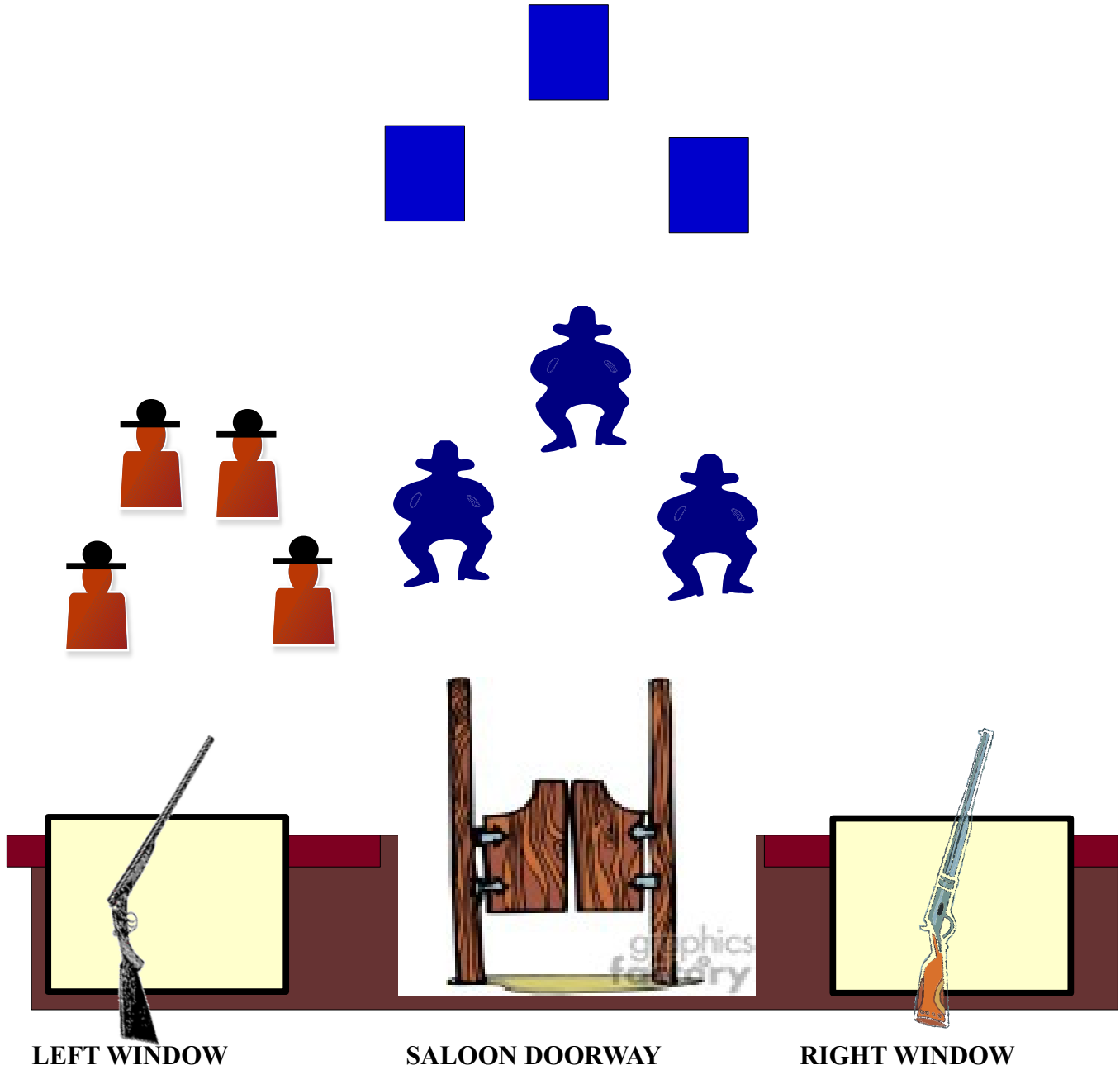
START: with Hands Flat on Table, not Touching Firearms.

LINE: “ WHAT SHOULD I SHOOT FIRST?!”

ATB: If Starting with Rifle, Engage the 4 Rifle Targets Double Tapping the Two Outside Targets Starting on Either End, then Double Tap the Two Inside Targets, Any Order, then Single Tap the Two Outside Targets with your Last Two Shots. Make the Rifle Safe. Engage the Pistol Targets with Same Outside, Inside, Outside sweep. You can Holster or Restage your Pistols. With Shotgun Knockdown the Four Shotgun Targets in Any Order.

FOR PISTOL AND RIFLE TARGETS USE 4 FOOTERS FOR THE PISTOL TARGETS USE 3 FOOTERS.

DECEMBER 2021 STAGES 4, 5 & 6



LEFT WINDOW

SALOON DOORWAY

RIGHT WINDOW

STAGE 4

ROUND COUNT: 10 rifle – 10 pistol – 4+shotgun

STAGING: Shotgun staged on Left Window, Pistols holstered, Rifle staged on Right Window.

STAGE ORDER: Rifle, Pistol, Shotgun.

START: Begin standing in Right Window with Money Bag In Hands.

LINE: “YOU'RE A DAISY IF YOU DO!”

ATB: Drop the Bag of Gold, Pick Up Rifle and Engage the Three Rifle Targets in A “Speed Stevens Sweep”: Sweep the Three Targets Twice, from the Same Direction, then Place 4 Rounds on Center Target. Move to Saloon Doorway and With Pistols Repeat the Rifle Instructions.

Move to Left Window and with Shotgun Knockdown the Four Shotgun Targets.

STAGE 5

ROUND COUNT: 10 rifle – 10 pistol – 4+shotgun

**STAGING: Rifle and Shotgun Staged in Saloon Doorway.
Pistols Holstered, Stage is Shot, Pistol, Rifle, Shotgun.**

START: Standing in Saloon Doorway with Hands on Pistols.

LINE: “YOU ARE A REAL S.O.B. MIKE!”

**ATB: With Pistols Engage The Pistol and Rifle Targets in an
“S.O.B. Sweep”: A Continuous Nevada Sweep Alternating
Between Pistol and Rifle Targets. P1, R1, P2, R2, P3, R3, P2, R2,
P1, R1. Holster Pistols and with Rifle, Repeat the Pistol
Instructions. Make Rifle Safe and with Shotgun, Knockdown
Shotgun Targets, Any Order.**

STAGE 6

ROUND COUNT: 10 rifle – 10 pistol – 4+shotgun

STAGING: Rifle Staged in Saloon Doorway. Pistols Holstered, Shotgun Staged in Left Window.

STAGE ORDER: Shotgun, Pistol, Rifle.

START: Standing in Saloon Doorway with Hands on Door Frame.

LINE: “Don't Make Me Get My Scattergun!”

ATB: Move to Shotgun and Knockdown the Four Shotgun Targets. Make Shotgun Safe. Move to Saloon Doorway and with Rifle Engage Targets in A “Delta Glen Sweep” (A continuous Nevada Sweep, Double-Tapping the Center Target). 1-2-2-3-2-2-1-2-2-3. Make Rifle Safe and Engage Pistols Targets per Rifle Instructions.