
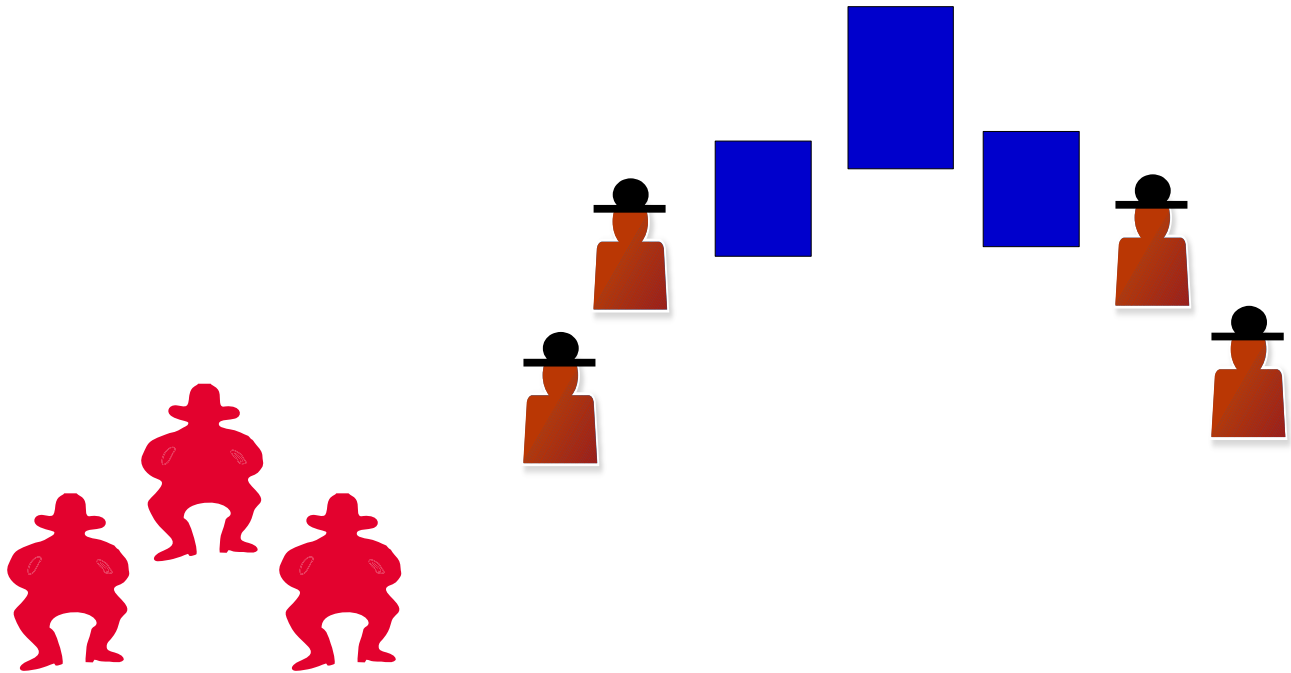


SEPTEMBER 2024 STAGES 1, 2, 3



BONUS



STAGE 1

ROUND COUNT: 10 rifle – 10 pistol – 4+shotgun

STAGING: Rifle and Shotgun Staged on RIGHT Table. Pistols Holstered.

**STAGE ORDER: Shooters Choice, Pistol, Rifle, Shotgun.
Rifle, Shotgun, Pistol
Shotgun, Rifle, Pistol**

START: RIGHT or LEFT Table, Shot Glass in Hand.

LINE: “ONE MORE BAR KEEP!”

ATB: If Starting With Pistols, With First Five Rounds, Triple Tap the Center Target, Then, Single Tap Each End. Repeat With Second Five Rounds. (P2-P2-P2, P1, P3) OR (P2-P2-P2, P3, P1). Move to Right Table and Repeat Pistol Instructions With Rifle. Make Rifle Safe on Table and With Shotgun, Knockdown The Four Targets In Any Order.

STAGE 2

ROUND COUNT: 10 rifle – 10 pistol – 4+shotgun

STAGING: Rifle and Shotgun Staged on RIGHT Table. Pistols Holstered.

**STAGE ORDER: Shooters Choice, Pistol, Rifle, Shotgun.
Rifle, Shotgun, Pistol
Shotgun, Rifle, Pistol**

START: RIGHT or LEFT Table, Hands Up.

Line: “WHOA COWBOY!”

ATB: If Starting With Pistols, Shoot Two 2-2-1 Sweeps. (P1-P1, P2-P2, P3 - P1-P1, P2-P2, P3) OR (P1-P1, P2-P2, P3-P3-P3, P2-P2, P1) Move to The Right Table and Repeat the Pistol Instructions With The Rifle. Make Rifle Safe on Table and With Shotgun, Knockdown The Four Targets In Any Order.

STAGE 3

ROUND COUNT: 10 rifle – 10 pistol – 4+shotgun

STAGING: Rifle and Shotgun Staged on RIGHT Table. Pistols Holstered.




**STAGE ORDER: Shooters Choice, Pistol, Rifle, Shotgun.
Rifle, Shotgun, Pistol
Shotgun, Rifle, Pistol**

START: RIGHT or LEFT Table, Hands on Pistols.

Line: “THEM'S FIGHTIN' WORDS!”

ATB: If Starting With Pistols, Shoot Three Sweeps From Same Direction, Starting on Either End, Then Put The Last Round On The Center Target. (P1-P2-P3, P1-P2-P3, P1-P2-P3, P2) Move to The Right Table and With The Rifle, Shoot Three Sweeps and Then Put the Last Round On The Bonus Target For A Five Second Bonus. A Miss On the Bonus Target IS A MISS. Make Rifle Safe on Table and With Shotgun, Knockdown The Four Targets In Any Order.

SEPTEMBER 2024 STAGES 4, 5, 6



STAGE 4

ROUND COUNT: 10 rifle – 10 pistol – 4+shotgun

STAGING: Rifle John Wayne, Pistols Holstered. Shotgun On Right Table.

STAGE ORDER: Rifle, Shotgun, Pistols.

START: Standing At Right Table, Rifle John Wayne.

Line: “HOWDY PILGRIM!”

ATB: With Rifle, Single Tap Sweep the Five Targets, Twice, Starting on Either End (Yes You Can). Make Rifle Safe on Table and With Shotgun, Knockdown the Four Shotgun Targets In Any Order. Make Shotgun Safe On Table, Move to The Fence and With Pistols, Repeat the Rifle Instructions. Make Sure That Rifle and Shotgun Are Between Rails and Pointing Toward Right Wall.

STAGE 5

ROUND COUNT: 10 rifle – 10 pistol – 4+shotgun

STAGING: Rifle and Shotgun Staged on Right Table, Pistols Holstered.

STAGE ORDER: Rifle, Shotgun, Pistols or Shotgun, Rifle, Pist.

START: At Right Table, Arms Crossed and Fingers Pointing Over Shoulders.

Line: “HE WENT THATA WAY!”

ATB: With Rifle, Double Tap R3, Then Single Tap R2 and R4, Double Tap R3, Single Tap R1 and R5, Then Double Tap R3. (R3-R3, R2, R4, R3-R3, R1, R5, R3-R3). Make Rifle Safe and With Shotgun Knockdown The Four Shotgun Targets In Any Order. Make Shotgun Safe On Table, Move to The Fence and With Pistols, Repeat the Rifle Instructions. Make Sure That Rifle and Shotgun Are Between Rails and Pointing Toward Right Wall.

STAGE 6

ROUND COUNT: 10 rifle – 10 pistol – 4+shotgun

STAGING: Shotgun In Hands Behind Left Table, Rifle Staged on Right Table, Pistols Holstered.

STAGE ORDER: Shotgun, Rifle, Pistols.

START: Behind Left Table, Shotgun In Hands.

Line: “THEY'RE GETTING AWAY!”

ATB: With Shotgun, Knockdown the Two Shotgun Targets On the Left, Move To The Right Table and Knockdown The Two Shotgun Targets On The Right. Make Shotgun Safe On Table. With Rifle Shoot A Zig Zag Double Tap Sweep Starting On the Center Target. (R3-R3, R2-R2, R4-R4, R1-R1, R5-R5). Make Rifle Safe On Table, Move to The Fence and With Pistols, Repeat the Rifle Instructions. Make Sure That Rifle and Shotgun Are Between Rails and Pointing Toward Right Wall.