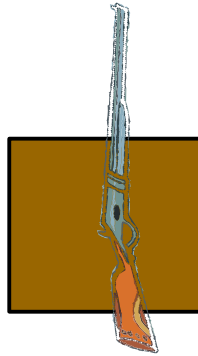

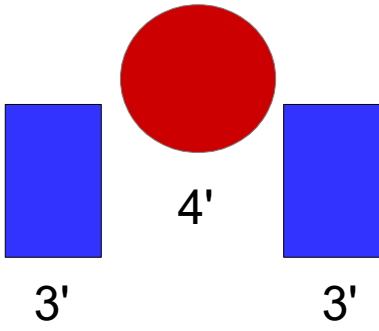


# SEPT 2023 STAGES 1 & 2



<b>STAGE 1</b>	<b>BLACK MIKE RETURNS</b>
<b>ROUND COUNT</b>	<b>10 RIFLE – 10 PISTOL – 4+ SHOTGUN</b>
<b>STAGING</b>	<b>SHOTGUN ON RIGHT TABLE, RIFLE ON CENTER TABLE, PISTOLS HOLSTERED.</b>
<b>STAGE ORDER</b>	<b>SHOOTERS CHOICE, RIFLE NOT LAST.</b>
<b>START</b>	<b>BEHIND TABLE OF CHOICE ONE HAND POINTING TO BLACK MIKE</b>
<b>LINE</b>	<b>OH NO! HE BROUGHT THE OUTLAWS!</b>
<b>ATB</b>	<p><b>IF STARTING WITH PISTOLS.</b></p> <p><b>SHOOT A DELTA GLEN SWEEP. A NEVADA SWEEP DOUBLE TAPPING THE CENTER TARGET. (P1, P2-P2, P3, P2-P2, P1, P2-P2, P3).</b></p> <p><b>MOVE TO CENTER TABLE AND REPEAT THE PISTOL INSTRUCTIONS. MAKE RIFLE SAFE ON TABLE (TAKE IT TO RIGHT TABLE AND MAKE SAFE).</b></p> <p><b>WITH SHOTGUN KNOCK DOWN THE FOUR SHOTGUN TARGETS.</b></p>

<b>STAGE 2</b>	<b>HE WILL NEVER GO AWAY</b>
<b>ROUND COUNT</b>	<b>10 RIFLE – 10 PISTOL – 4+ SHOTGUN</b>
<b>STAGING</b>	<b>SHOTGUN ON RIGHT TABLE, PISTOLS HOLSTERED, RIFLE IN HANDS.</b>
<b>STAGE ORDER</b>	<b>RIFLE, SHOTGUN, PISTOL, OR RIFLE, PISTOL, SHOTGUN</b>
<b>START</b>	<b>AT CENTER TABLE, RIFLE IN HANDS.</b>
<b>LINE</b>	<b>SHOOT MIKE FIRST!</b>
<b>ATB</b>	<p><b>WITH RIFLE, SHOOT AN INDIANA SWEEP. (BM, BM, R1, R2, R3 - BM, BM, R1, R2, R3). DOUBLE TAP THE CENTER THEN SWEEP THE THREE TARGETS TWICE. MAKE RIFLE SAFE, OR BRING IT TO TABLE OF CHOICE AND MAKE IT SAFE.</b></p> <p><b>WITH PISTOLS ENGAGE THE TARGETS PER THE RIFLE INSTRUCTIONS.</b></p> <p><b>WITH SHOTGUN KNOCK DOWN THE FOUR SHOTGUN TARGETS, ANY ORDER.</b></p>

# SEPT 2023 STAGES 3 & 4



4'




3'



3'



4'



START

<b>STAGE 3</b>	<b>BLACK MIKE'S REVENGE</b>
<b>ROUND COUNT</b>	<b>10 RIFLE – 10 PISTOL – 4+ SHOTGUN</b>
<b>STAGING</b>	<b>SHOTGUN ON RIGHT TABLE, PISTOLS HOLSTERED, RIFLE IN HANDS.</b>
<b>STAGE ORDER</b>	<b>RIFLE, PISTOL, SHOTGUN, OR RIFLE, SHOTGUN, PISTOL</b>
<b>START</b>	<b>ONE FOOT ON START PLATE, RIFLE IN HANDS</b>
<b>LINE</b>	<b>OH NO! HE'S BACK!</b>
<b>ATB</b>	<p><b>WITH RIFLE, STARTING ON EITHER END, SINGLE TAP A RECTANGLE AND THEN DOUBLE TAP BLACK MIKE. CONTINUE SINGLE TAPPING RECTANGLES AND DOUBE TAPPING BLACK MIKE, ENDING WITH A SINGLE TAP ON R4. (R1, BM, BM, R2, BM, BM, R3, BM, BM, R4).</b></p> <p><b>MOVE TO TABLE OF CHOICE. MAKE RIFLE SAFE.</b></p> <p><b>WITH PISTOLS ENGAGE THE TARGETS PER THE RIFLE INSTRUCTIONS.</b></p> <p><b>WITH SHOTGUN KNOCK DOWN THE FOUR SHOTGUN TARGETS.</b></p>

<b>STAGE 4</b>	<b>HE'S STILL THERE!</b>
<b>ROUND COUNT</b>	<b>10 RIFLE – 10 PISTOL – 4+ SHOTGUN</b>
<b>STAGING</b>	<b>SHOTGUN ON RIGHT TABLE, PISTOLS HOLSTERED, RIFLE AT PORT ARMS.</b>
<b>STAGE ORDER</b>	<b>RIFLE, SHOTGUN, PISTOL, OR RIFLE, PISTOL SHOTGUN</b>
<b>START</b>	<b>ONE FOOT ON START PLATE. RIFLE PORT ARMS</b>
<b>LINE</b>	<b>YOU WON'T GET AWAY THIS TIME!</b>
<b>ATB</b>	<p><b>WITH RIFLE, DOUBLE TAP BLACK MIKE, THEN SINGLE TAP THE TWO OUTSIDE TARGETS, THEN DOUBLE TAP BLACK MIKE AGAIN, THEN SINGLE TAP THE TWO INSIDE TARGETS AND THEN WITH THE LAST TWO ROUNDS, DOUBLE TAP BLACK MIKE. (BM, BM, R1, R4, BM, BM, R2, R3, BM, BM).</b></p> <p><b>MOVE TO TABLE OF CHOICE. MAKE RIFLE SAFE.</b></p> <p><b>WITH PISTOLS ENGAGE THE TARGETS PER THE RIFLE INSTRUCTIONS.</b></p> <p><b>WITH SHOTGUN KNOCK DOWN THE FOUR SHOTGUN TARGETS, OUTSIDE FIRST, THEN INSIDE.</b></p>

# SEPT 2023 STAGES 5 & 6



3'



3'



<b>STAGE 5</b>	<b>HE'S STARTING TO SLOW DOWN</b>
<b>ROUND COUNT</b>	<b>10 RIFLE – 10 PISTOL – 4+ SHOTGUN</b>
<b>STAGING</b>	<b>RIFLE AND SHOTGUN STAGED ON RIGHT TABLE, PISTOLS HOLSTERED.</b>
<b>STAGE ORDER</b>	<b>RIFLE, SHOTGUN, PISTOL OR SHOTGUN, RIFLE, PISTOL</b>
<b>START</b>	<b>AT RIGHT TABLE, BOTH HANDS ON TABLE, NOT ON FIREARMS.</b>
<b>LINE</b>	<b>GIVE HIM MORE LEAD!</b>
<b>ATB</b>	<p><b>IF STARTING WITH RIFLE, ALTERNATE THE FIRST FIVE SHOTS ON THE RECTANGLES, R1 &amp; R2 AND THEN PLACE THE REAMAINING FIVE ON BLACK MIKE. MAKE RIFLE SAFE ON TABLE.</b></p> <p><b>WITH SHOTGUN, KNOCKDOWN THE 4 TARGETS IN ANY ORDER. MAKE SHOTGUN SAFE ON TABLE.</b></p> <p><b>BE SURE LONG GUNS ARE POINTING TOWARD BERM.</b></p> <p><b>MOVE TO CENTER TABLE.</b></p> <p><b>WITH PISTOLS, REPEAT THE RIFLE INSTRUCTIONS.</b></p>



<b>STAGE 6</b>	<b>ALL OVER NOW</b>
<b>ROUND COUNT</b>	<b>10 RIFLE – 10 PISTOL – 4+ SHOTGUN</b>
<b>STAGING</b>	<b>RIFLE, SHOTGUN AND PISTOLS STAGED ON CENTER TABLE</b>
<b>STAGE ORDER</b>	<b>SHOTGUN, RIFLE, PISTOL</b>
<b>START</b>	<b>BEHIND CENTER TABLE. HANDS CUPPED OVER MOUTH.</b>
<b>LINE</b>	<b>IT’S ALL OVER FOR YOU!</b>
<b>ATB</b>	<b>WITH SHOTGUN KNOCKDOWN THE FOUR SHOTGUN TARGETS IN ANY ORDER.</b> <b>THEN, EMPTY THE RIFLE AND BOTH PISTOLS ON BLACK MIKE. SHOOT AS FAST AS YOU CAN BUT DON’T MISS!</b>