



NOVEMBER 2023 STAGES 1,2,3







STAGE 1	
ROUND COUNT	10 + 1RIFLE – 10 PISTOL – 4+ SHOTGUN
STAGING	SHOTGUN ON TABLE, PISTOLS HOLSTERED, RIFLE IN HANDS AT START PLATE.
STAGE ORDER	RIFLE, PISTOL, SHOTGUN, RIFLE, SHOTGUN, PISTOL
START	ONE FOOT ON START PLATE
LINE	EMPTY THE RIFLE THEN MOVE FORWARD!
ATB	<p>WITH RIFLE, DOUBLE TAP THE RECTANGLE THEN SINGLE TAP THE TWO COWBOYS, THEN DOUBLE TAP THE RECTANGLE AGAIN, THEN SINGLE TAP THE TWO COFFINS AND FINALLY, DOUBLE TAP THE RECTANGLE.</p> <p>MOVE TO THE TABLE, MAKE RIFLE SAFE AND WITH PISTOLS REPEAT THE RIFLE INSTRUCTIONS.</p> <p>WITH SHOTGUN, KNOCKDOWN THE FOUR SHOTGUN TARGETS IN ANY ORDER.</p>

STAGE 2	
ROUND COUNT	10 RIFLE – 10 PISTOL – 4+ SHOTGUN
STAGING	SHOTGUN ON TABLE, PISTOLS HOLSTERED, RIFLE AT PORT ARMS.
STAGE ORDER	RIFLE, SHOTGUN, PISTOL OR RIFLE PISTOL, SHOTGUN
START	ONE FOOT ON START PLATE.
LINE	OUTSIDE IN, INSIDE OUT!
ATB	<p>WITH RIFLE SHOOT A PENDULUM SWEEP STARTING ON THE OUTSIDE TARGETS. SINGLE TAP EACH COFFIN, THEN SINGLE TAP EACH COWBOY, THEN DOUBLE TAP THE RECTANGLE, THEN SINGLE TAP THE COWBOYS AND FINISH SINGLE TAPPING THE COFFINS.</p> <p>MOVE TO TABLE, MAKE RIFLE SAFE AND REPEAT THE RIFLE INSTRUCTIONS WITH THE PISTOLS.</p> <p>WITH SHOTGUN, KNOCKDOWN THE TWO OUTSIDE TARGETS, THEN KNOCKDOWN THE TWO INSIDE TARGETS.</p>

STAGE 3	
ROUND COUNT	10 RIFLE – 10 PISTOL – 4+ SHOTGUN
STAGING	SHOTGUN ON TABLE, PISTOLS HOLSTERED, RIFLE IN HANDS.
STAGE ORDER	RIFLE, SHOTGUN, PISTOL OR RIFLE, PISTOL, SHOTGUN.
START	ONE FOOT TOUCHING START PLATE
LINE	THIS WILL BE EASY!
ATB	<p>WITH RIFLE SHOOT A DOUBLE TAP SWEEP STARTING ON EITHER END.</p> <p>MOVE TO CENTER TABLE, MAKE RIFLE SAFE.</p> <p>WITH PISTOLS, REPEAT THE RIFLE INSTRUCTIONS.</p> <p>WITH SHOTGUN, KNOCKDOWN THE 4 TARGETS IN SEQUENCE STARTING ON EITHER END</p>

NOVEMBER 2023 STAGES 4,5,6



TABLE



STAGE 4	
ROUND COUNT	10 RIFLE – 10 PISTOL – 4+ SHOTGUN
STAGING	RIFLE AND SHOTGUN ON RIGHT TABLE, PISTOLS HOLSTERED.
STAGE ORDER	RIFLE, SHOTGUN, PISTOL OR SHOTGUN, RIFLE PISTOL.
START	AT RIGHT TABLE, HANDS BEHIND BACK, FINGERS CROSSED.
LINE	I’M NOT GONNA SHOOT!
ATB	<p>IF STARTING WITH RIFLE, ALTERNATE THE FIRST FIVE SHOTS ON THE COFFINS AND THEN PUT THE LAST FIVE ON THE RECTANGLE.</p> <p>MAKE RIFLE SAFE, WITH SHOTGUN KNOCK DOWN THE THE TWO OUTSIDE TARGETS, THEN KNOCKDOWN THE TWO INSIDE TARGETS.</p> <p>MAKE SHOTGUN SAFE (MAKE SURE LONG GUNS ARE POINTING TOWARD THE FENCE). MOVE FORWARD TO THE TABLE AND WITH PISTOLS, REPEAT THE RIFLE INSTRUCTIONS.</p>

STAGE 5	
ROUND COUNT	10 RIFLE – 10 PISTOL – 4+ SHOTGUN
STAGING	SHOTGUN IN HANDS, RIFLE ON RIGHT TABLE, PISTOLS HOLSTERED.
STAGE ORDER	SHOTGUN, RIFLE, PISTOL.
START	AT RIGHT TABLE, SHOTGUN IN HANDS.
LINE	IF I HEAR A BEEP OUT OF ANY OF YOU I’LL START SHOOTIN’!
ATB	<p>WITH SHOTGUN, KNOCK DOWN THE FOUR SHOTGUN TARGETS IN ANY ORDER.</p> <p>MAKE SHOTGUN SAFE. WITH RIFLE, SHOOT A HOP TOAD SHUFFLE. (P2, P1, P2, P3, P2 – P2, P1, P2, P3, P2).</p> <p>MAKE RIFLE SAFE (MAKE SURE LONG GUNS ARE POINTED TOWARD WALL. MOVE TO CENTER TABLE.</p> <p>WITH PISTOLS, REPEAT THE RIFLE INSTRUCTIONS.</p>

STAGE 6	
ROUND COUNT	10 RIFLE – 10 PISTOL – 4 SHOTGUN
STAGING	RIFLE, PISTOLS AND SHOTGUN ALL STAGED ON CENTER TABLE.
STAGE ORDER	SHOOTERS CHOICE, RIFLE NOT LAST
START	BEHIND CENTER TABLE, HANDS ON HAT.
LINE	SHOOT FAST BOYS AND DON'T MISS!
ATB	<p>IF STARTING WITH RIFLE, SHOOT A THREE, FOUR, THREE SWEEP STARTING ON EITHER END. (111, 2222, 333). MAKE RIFLE SAFE ON TABLE.</p> <p>WITH SHOTGUN, KNOCKDOWN THE FOUR SHOTGUN TARGETS IN ANY ORDER.</p> <p>WITH PISTOLS, REPEAT THE RIFLE INSTRUCTIONS.</p>