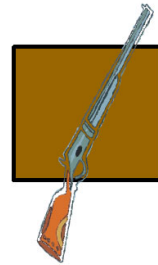
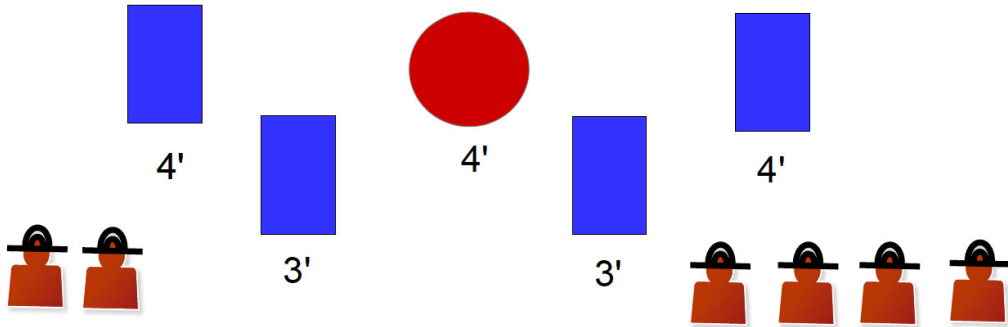


BONUS

MAY 2022 STAGES 1, 2, 3



START

STAGE 1

ROUND COUNT 10 + 1 RIFLE – 10 PISTOL – 6+ SHOTGUN

STAGING SHOTGUN ON RIGHT OR LEFT TABLE, PISTOLS HOLSTERED, RIFLE IN HANDS.

STAGE ORDER RIFLE, PISTOL, SHOTGUN, RIFLE, SHOTGUN

START ONE FOOT ON START PLATE

LINE HEY RABBIT! GET OUT OF STEWIES GARDEN!

ATB WITH RIFLE, STARTING ON EITHER END, ENGAGE THE TARGETS IN A DOUBLE TAP SWEEP. MOVE TO CENTER TABLE AND MAKE RIFLE SAFE. WITH PISTOLS, ENGAGE THE TARGETS PER RIFLE INSTRUCTIONS. NEXT, MOVE TO EITHER RIGHT OR LEFT TABLE AND WITH SHOTGUN KNOCKDOWN THE SHOTGUN TARGETS AT THAT POSITION IN ANY ORDER. TAKE THE SHOTGUN TO CENTER TABLE AND MAKE SAFE. LOAD ONE ROUND INTO RIFLE AND SHOOT THE BONUS TARGET. FINALLY TAKE THE SHOTGUN TO THE TABLE WITH UNENGAGED SHOTGUN TARGETS AND KNOCK THEM DOWN.

STAGE 2

ROUND COUNT 10 RIFLE – 10 PISTOL – 4+ SHOTGUN

STAGING SHOTGUN ON RIGHT TABLE, PISTOLS HOLSTERED, RIFLE AT PORT ARMS.

STAGE ORDER RIFLE, SHOTGUN, PISTOL OR RIFLE PISTOL SHOTGUN

START ONE FOOT ON START PLATE.

LINE SO LONG AMIGO!

ATB WITH RIFLE, STARTING ON THE MIDDLE TARGET, PLACE ONE ROUND ON EACH OF THE THREE CENTER TARGETS, THEN TRIPLE TAP THE TWO OUTER TARGETS, AND THEN PLACE THE LAST ROUND ON THE MIDDLE TARGET. MOVE TO EITHER CENTER OR LEFT TABLE AND MAKE RIFLE SAFE. SHOOTERS CHOICE ON FINAL GUN ORDER. BEHIND CENTER TABLE WITH PISTOLS ENGAGE THE TARGETS PER THE RIFLE INSTRUCTIONS. BEHIND RIGHT TABLE KNOCK DOWN THE FOUR SHOTGUN TARGETS IN ANY ORDER.

STAGE 3

ROUND COUNT 10 RIFLE – 10 PISTOL – 4+ SHOTGUN

STAGING RIFLE IN HAND, PISTOLS HOLSTERED AND SHOTGUN ON RIGHT TABLE.

STAGE ORDER RIFLE, SHOTGUN, PISTOL OR RIFLE, PISTOL, SHOTGUN.

START ONE FOOT TOUCHING START PLATE

LINE OUTSIDE IN, INSIDE OUT!

ATB WITH RIFLE SHOOT AN OUTSIDE IN, INSIDE OUT PENDULUM SWEEP. (P1, P5, P2, P4, P3 – P3, P2, P4, P1, P5).

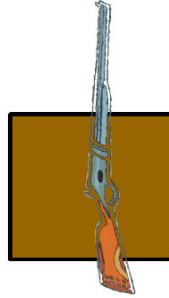
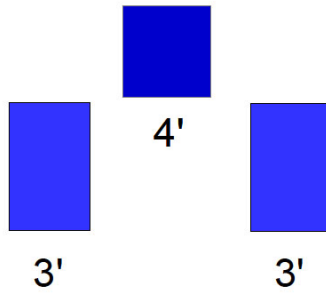
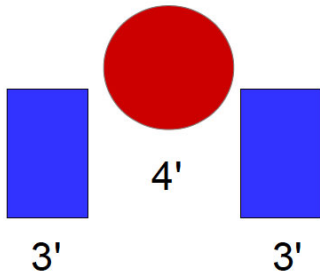
MOVE TO CENTER TABLE, MAKE RIFLE SAFE.

WITH PISTOLS, REPEAT THE RIFLE INSTRUCTIONS.

MOVE TO RIGHT TABLE.

WITH SHOTGUN, KNOCKDOWN THE 4 TARGETS ANY ORDER.

MAY 2022 STAGES 4, 5



STAGE 4

ROUND COUNT 10 RIFLE – 10 PISTOL – 4+ SHOTGUN

STAGING PISTOLS STAGED ON LEFT TABLE, RIFLE ON CENTER TABLE AND SHOTGUN ON RIGHT TABLE.

STAGE ORDER SHOOTERS CHOICE. RIFLE NOT LAST

START BEHIND RIGHT TABLE OF CHOICE. HANDS ON HAT.

LINE GOTTA LEARN TO COUNT!

ATB IF STARTING WITH PISTOLS, ALTERNATE SINGLE SHOTS ON OUTSIDE TARGETS FOR NINE ROUNDS AND PLACE THE TENTH ROUND ON THE CENTER TARGET.

MOVE TO RIFLE AND REPEAT THE PISTOL INSTRUCTIONS. MAKE RIFLE SAFE ON TABLE.

MOVE TO RIGHT TABLE AND WITH SHOTGUN KNOCK DOWN THE FOUR SHOTGUN TARGETS.

STAGE 5

ROUND COUNT 10 RIFLE – 10 PISTOL – 4+ SHOTGUN

STAGING RIFLE ON CENTER TABLE, SHOTGUN ON RIGHT TABLE, PISTOLS HOLSTERED.

STAGE ORDER SHOOTERS CHOICE, RIFLE NOT LAST

START AT TABLE OF CHOICE, BOTH HANDS ON TABLE, NOT ON FIREARMS.

LINE YOUR MOVE!

ATB IF STARTING WITH PISTOLS, SHOOT A HOP TOAD SHUFFLE STARTING ON EITHER END. (P2, P1, P2, P3, P2 – P2, P1, P2, P3, P2).

MOVE TO CENTER TABLE. WITH RIFLE, REPEAT THE PISTOL INSTRUCTIONS.

MAKE RIFLE SAFE ON TABLE.

MOVE TO RIGHT TABLE. WITH SHOTGUN, KNOCKDOWN THE 4 TARGETS IN ANY ORDER.



STAGE 6 BLACK MIKE WAS THE MEANEST, NASTIEST, SPAGHETTI BENDIN GOAT ROPIN SICILIAN COWPOKE TO EVER COME TO AMERICA. HE ALWAYS KNEW HE WOULD SOON MEET HIS DEMISE. HIS ONLY WISH WAS TO GO OUT IN A BLAZE OF GLORY.

ROUND COUNT 10 RIFLE – 10 PISTOL – 4 SHOTGUN

STAGING RIFLE, PISTOLS AND SHOTGUN ON CENTER TABLE.

STAGE ORDER SHOOTERS CHOICE, RIFLE NOT LAST

START BEHIND CENTER TABLE, ONE HAND ON HAT, THE OTHER POINTING DOWNRANGE.

LINE I WILL GRANT YOUR WISH BLACK MIKE!

ATB TO GRANT BLACK MIKE'S WISH YOU HAVE TO SHOOT ALL GUNS AS FAST AS YOU POSSIBLY CAN.

MISSES DO NOT COUNT, BUT YOU MUST SHOOT THE REQUIRED NUMBER OF ROUNDS AT BLACK MIKE.

ROUNDS NOT FIRED WILL BE MISSES.

YOU MUST AT LEAST TRY TO HIT THE TARGET.

TARGET INVENTORY

1 – LARGE CIRCLE – 20"

4 – LARGE RECTANGLES – 16" X 24"

1 – SQUARE – 16" X 16"

6 – SHOTGUN KNOCKDOWNS

3 – RANGE TABLES FOR STAGING FIREARMS

2 – LONG TABLES FOR LOADING AND UNLOADING

3 – 4' 2 X 4'S

4 – 3' 2 X 4'S

1 – BLACK MIKE TARGET TO BE BUILT. WILL USE THE 20" CIRCLE AND 4' STAND.

1 – BUNNY BONUS TARGET – PRINT ON STANDARD SIZE PAPER. WILL MAKE A SMALL STAND.
WILL NEED SOME STICKY DOTS TO COVER BULLET HOLES.

