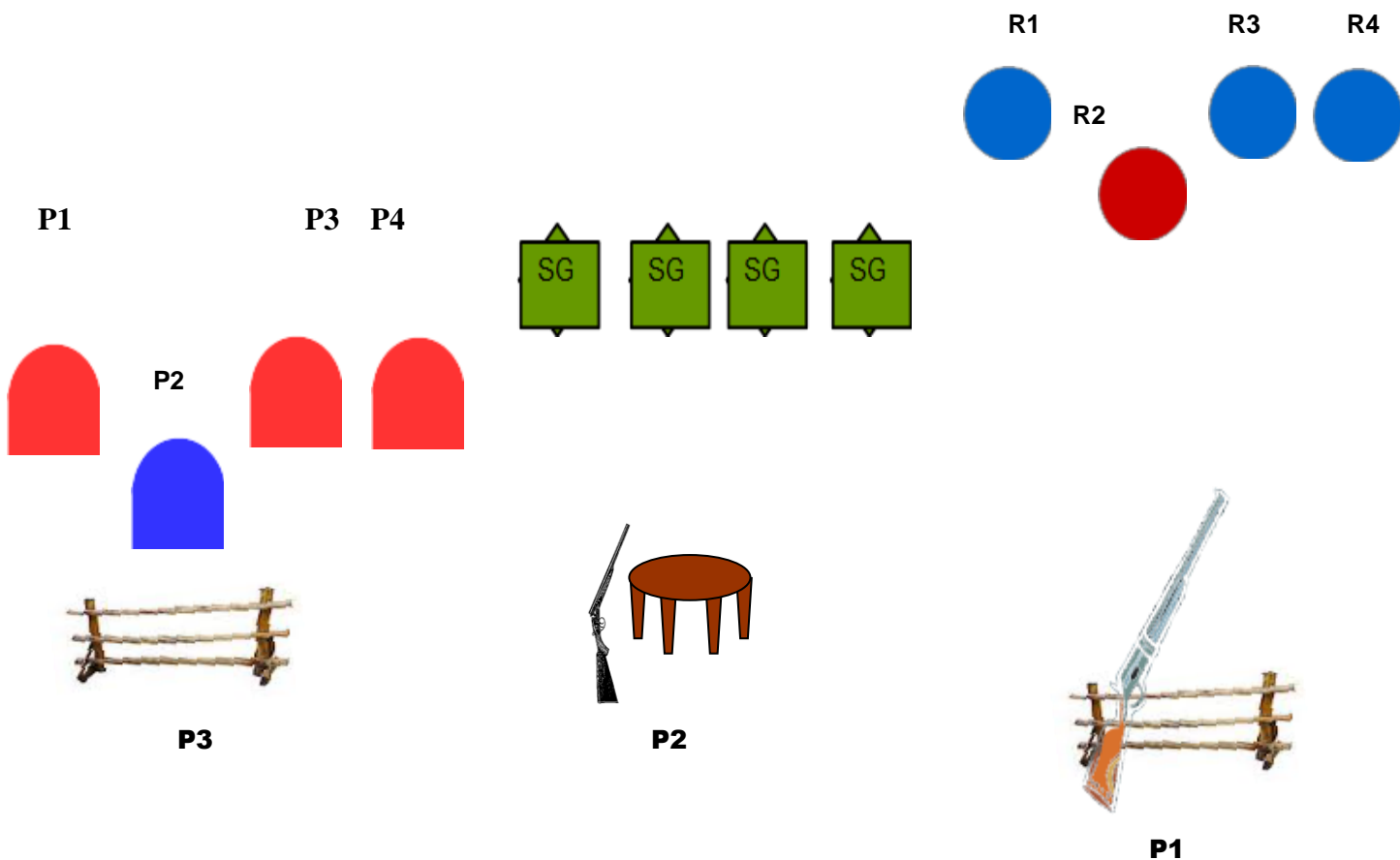


STAGE 1

RIFLE 10

PISTOL 10

SHOTGUN 4+



Start at position 1 behind fence with Rifle in hand, Shotgun staged SASS safe on Table at position 2, Pistols holstered SASS safe.

When ready say "STAY OFF MY LAND!"

At the buzzer with Rifle engage the Rifle targets as follows: Triple Tap R2, then Sweep R1 through R4 then Triple Tap R2 (R2, R2, R2, R1, R2, R3, R4, R2, R2, R2).

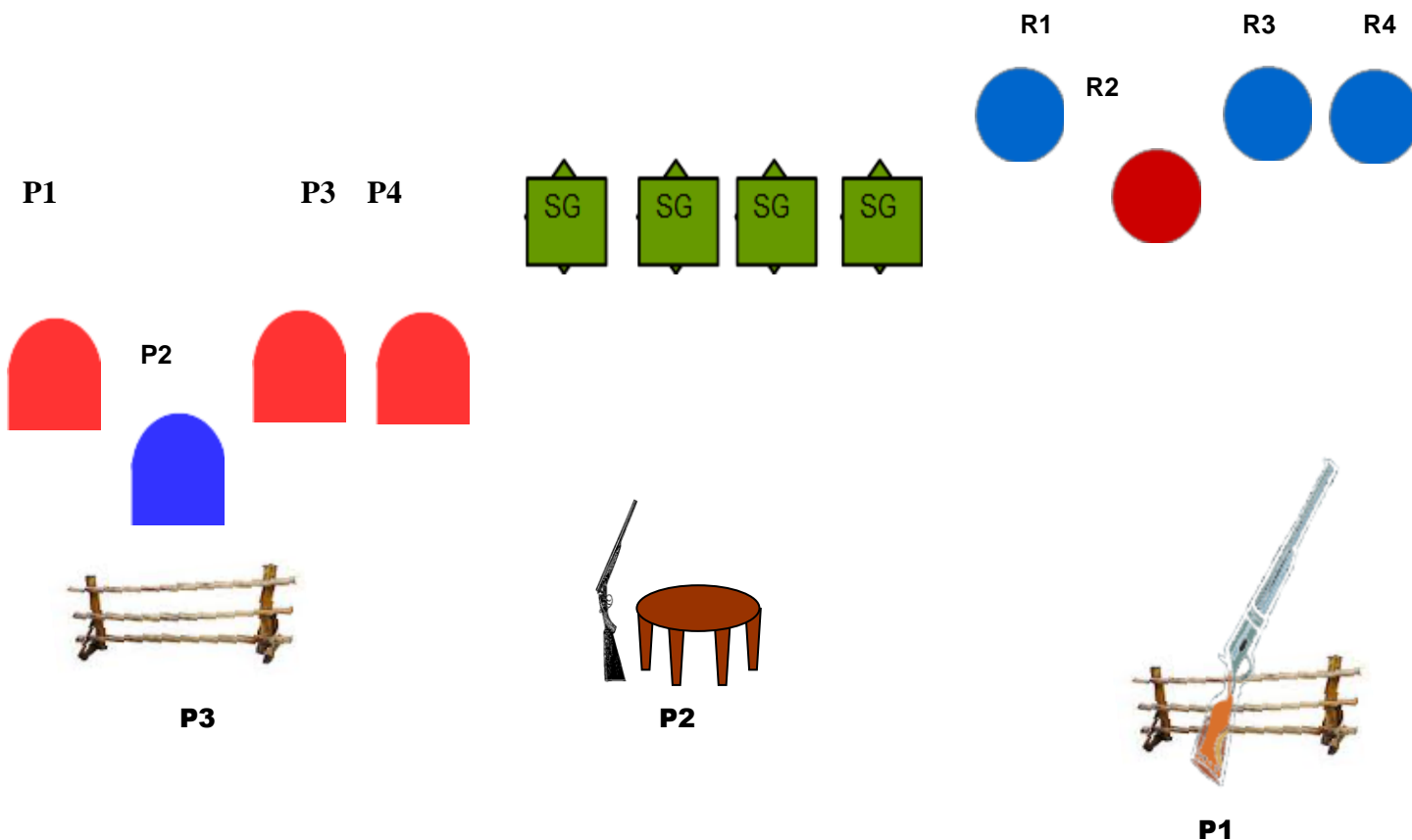
Move to Table at P2 and make Rifle safe, pick up Shotgun and engage 4 shotgun targets in any order. Make shotgun safe.

Move to the Fence at Position 3 and with Pistols engage the Pistol targets in the same order as the Rifle sweep: Triple Tap P2, then Sweep P1 through P4 then Triple Tap P2 (P2, P2, P2, P1, P2, P3, P4, P2, P2, P2).

TARGET INVENTORY: 4 knockdown SG targets, 4 circle rifle targets, 4 tombstone pistol targets. 4 short stands (pistol), 4 Tall Stands (rifle).

STAGE 2

RIFLE 10 PISTOL 10 SHOTGUN 4+



Start at position 1 behind fence with Rifle at Cowboy Port Arms, Shotgun staged SASS safe on Table at position 2, Pistols holstered SASS safe.

When ready say “Don’t Mess With My Fences!!”

At the buzzer with Rifle engage the Rifle Targets as follows: Sweep the four Rifle Targets from Left to Right, Double Tapping R2, then sweep the four targets from Right to left, Double Tapping R2. (R1, R2, R2, R3, R4, R4, R3, R2, R2, R1).

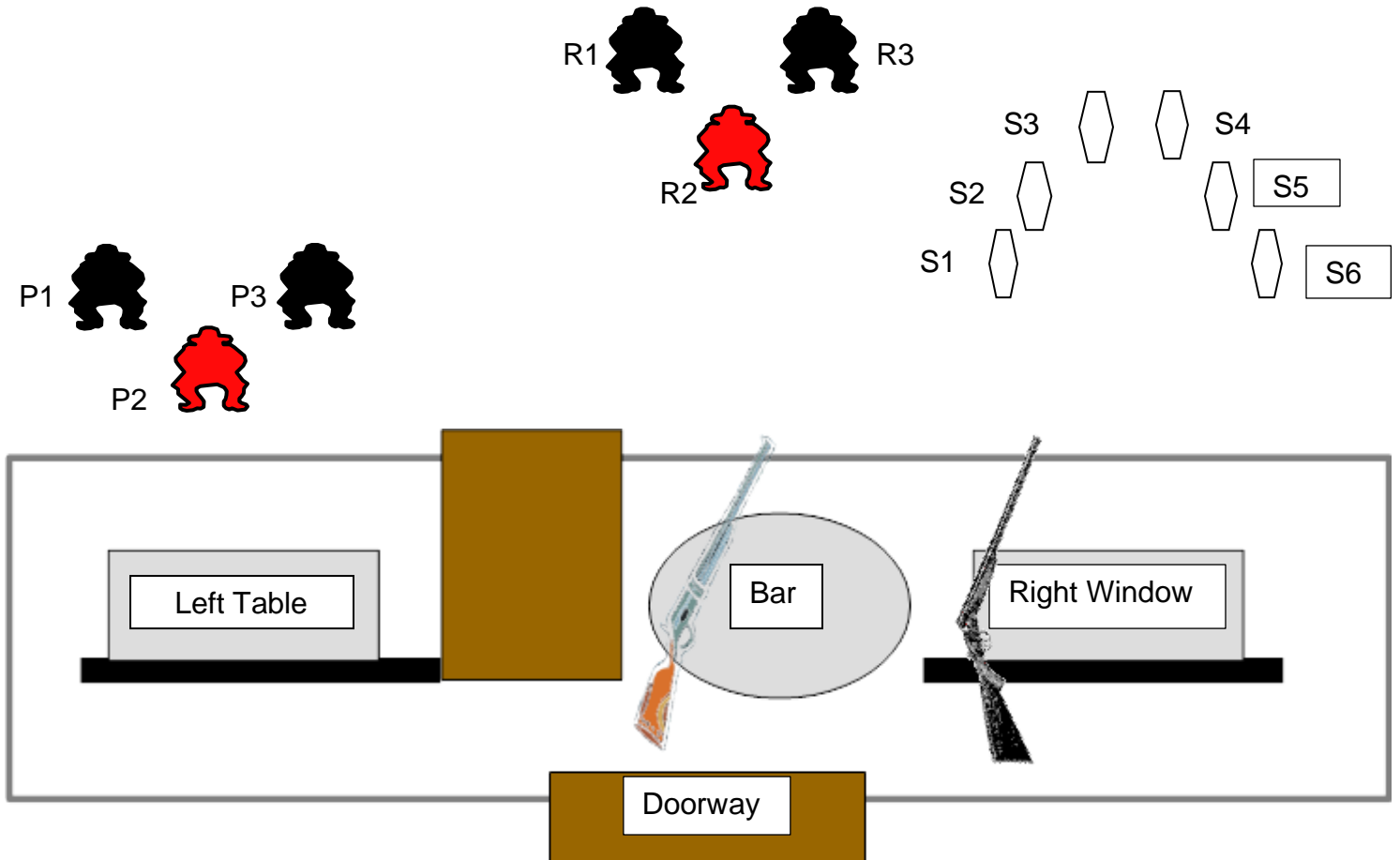
Move to Table at P2 and make Rifle safe, pick up Shotgun and engage 4 shotgun targets in any order. Make shotgun safe.

Move to the Fence at Position 3 and with Pistols engage the Pistol targets in the same order as the Rifle: (R1, R2, R2, R3, R4, R4, R3, R2, R2, R1).

TARGET INVENTORY: 4 knockdown SG targets, 4 circle rifle targets, 4 tombstone pistol targets. 4 short stands (pistol), 4 Tall Stands (rifle).

STAGE 3

RIFLE 10 PISTOL 10 SHOTGUN 6+



Rifle staged SASS safe on Bar and Shotgun staged SASS safe at Right Window, pistols holstered SASS Safe.

Start standing at Left Table with one hand pointing at pistol targets.

When ready say "YOU STOLE MY BOURBON BLACK MIKE".

At the buzzer, engage pistol targets as follows: 3 rds on P2, then 1 rd. on P1 and P3. Repeat with second pistol.

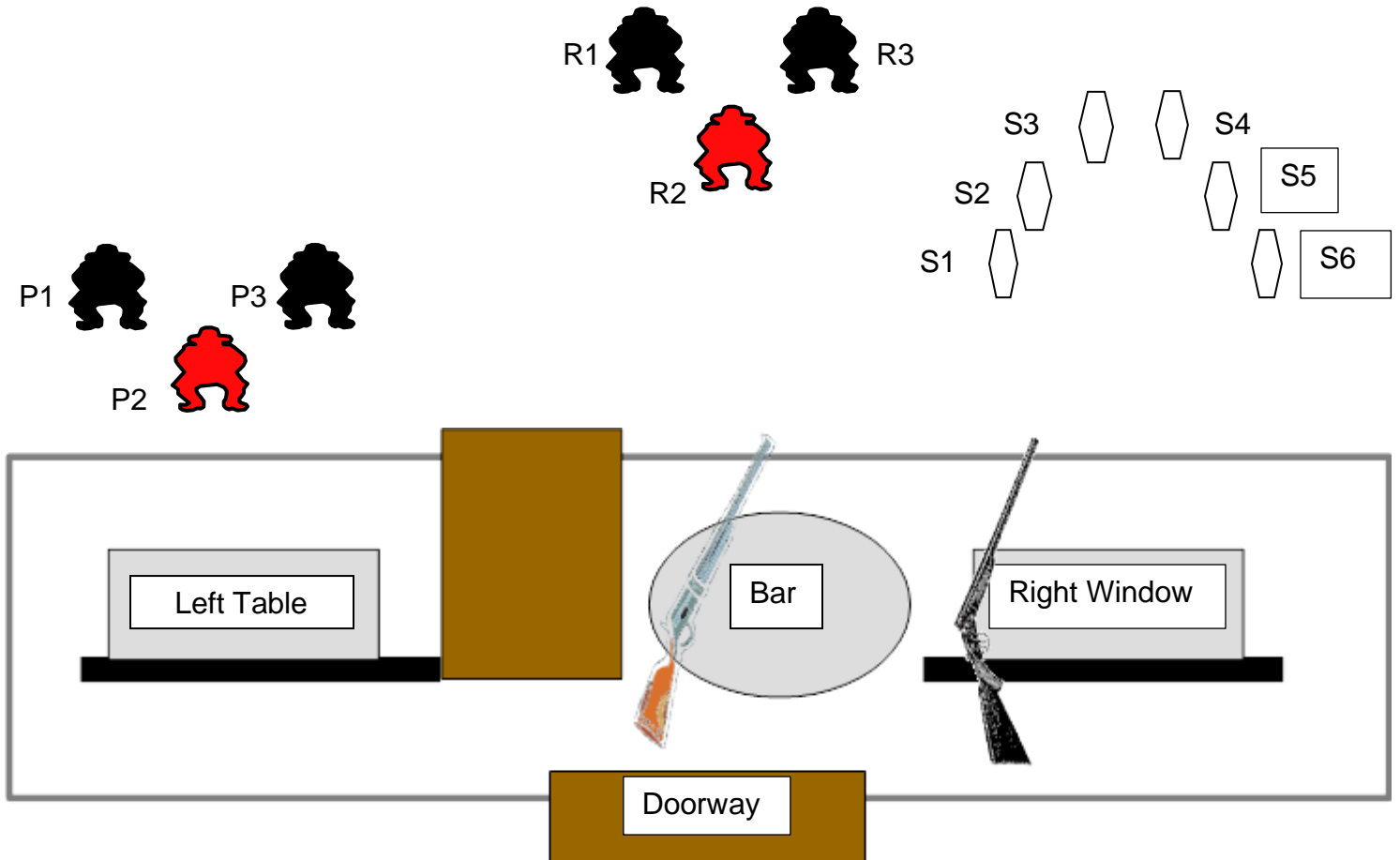
Move to the Bar and engage rifle targets as follows: 3 rds on R2, then 1 rd. on R1 and R3 and repeat.

Make rifle safe and move to Right Window with Shotgun and engage SG targets in an outside to inside sweep (S1-S6, S2-S5, and S3-S4).

TARGET INVENTORY 6 knockdown SG targets, 3 cowboy rifle targets, 3 cowboy pistol targets. 3 short stands (pistol), 3 Tall Stands (rifle).

STAGE 4

RIFLE 10 PISTOL 10 SHOTGUN 6+



Rifle staged SASS safe on Bar, Shotgun staged SASS safe on Right Window, pistols holstered SASS Safe.

Start standing at Left Table with Shotgun In Hand.

When ready say "I AIM TO KILL YOU AND YOUR MEN BLACK MIKE".

At the buzzer with Shotgun and engage SG targets in any order (S1-S6). Make shotgun safe.

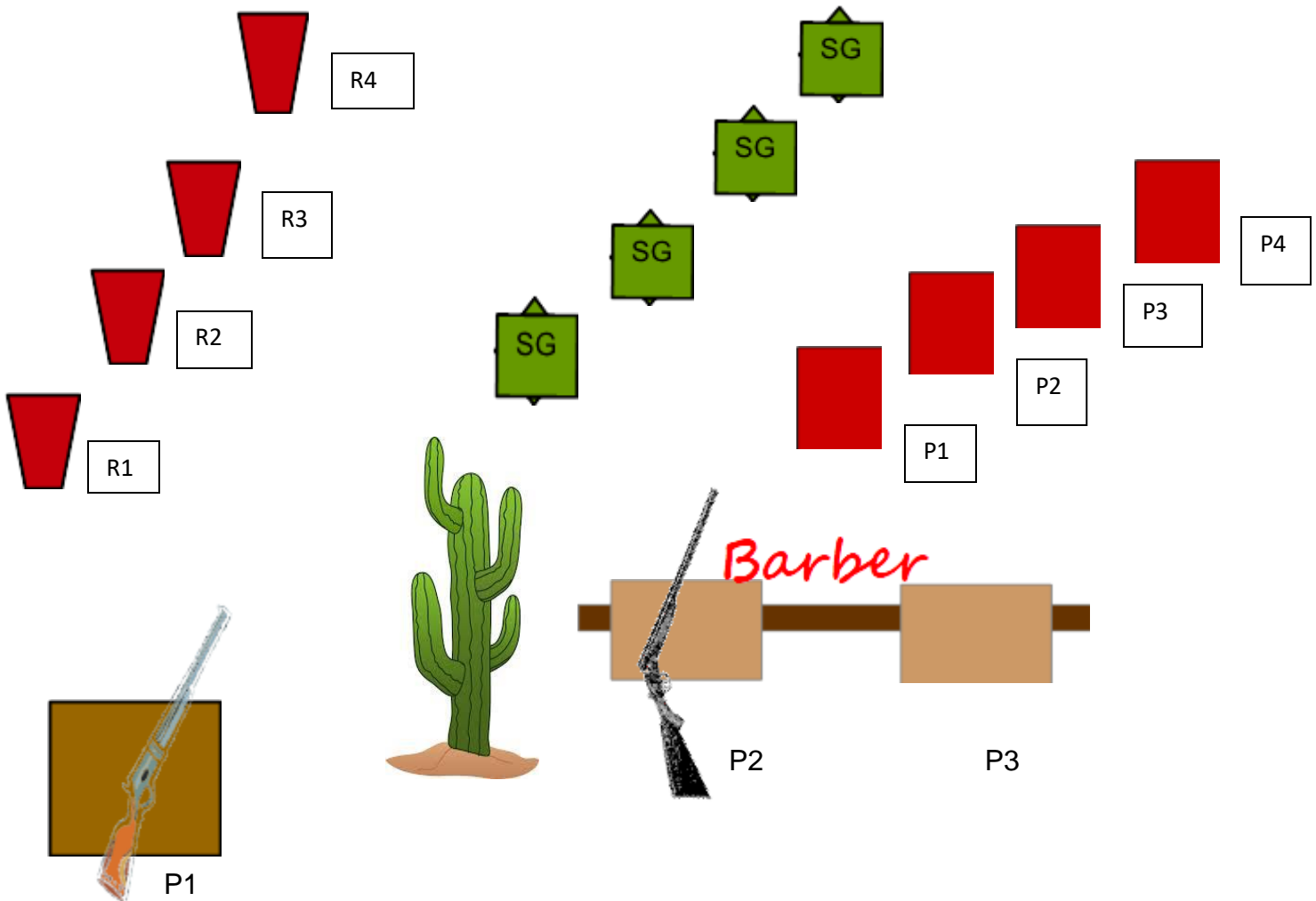
Move to the Bar and engage rifle targets in a Continuous Double Tap Nevada Sweep starting from either end P1, P1, P2, P2, P3, P3, P2, P2, P1, P1. Make rifle safe.

Move to Right window and engage pistol targets in a Continuous Double Tap Nevada Sweep starting from either end P1, P1, P2, P2, P3, P3, P2, P2, P1, P1.

TARGET INVENTORY 6 knockdown SG targets, 3 cowboy rifle targets, 3 cowboy pistol targets. 3 short stands (pistol), 3 Tall Stands (rifle).

STAGE 5

RIFELE 10 PISTOL 10 SHOTGUN 4+



Starting with Rifle Staged SASS Safe on Table Position 1, Shotgun Staged SASS Safe at Position 2, Pistols Holstered SASS Safe.

When ready place both hands on your Brow, Shading your Eyes and say "I CAN'T SEE STRAIGHT!"

At the buzzer pick up your Rifle and engage the Rifle Targets with Three Rounds on R1, Three Rounds on R4, Two rounds on R2 and Two Rounds on R3. (R1, R1, R1, R4, R4, R4, R4, R2, R2, R3, R3).

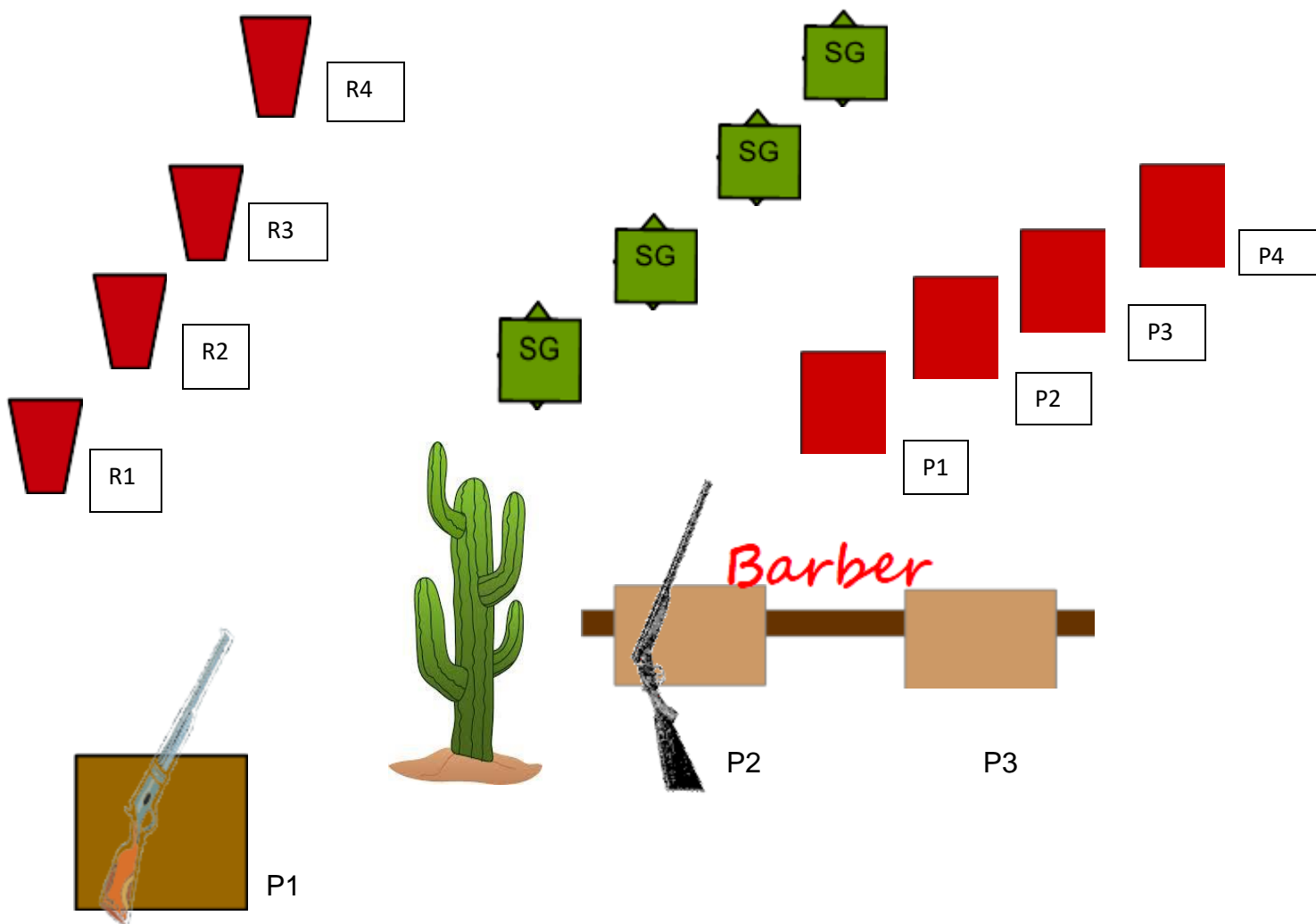
Move to Position 2 and make Rifle Safe. Pick up Shotgun and engage the 4 Shotgun targets Outside Inside, S1, S4, S2, S3. Make Shotgun safe.

Move to Position 3 and engage the Pistol Targets in the same order as the Rifle. (P1, P1, P1, P4, P4, P4, P2, P2, P3, P3).

TARGET INVENTORY: 4 knockdown SG targets, 4 Tombstone rifle targets, 4 Rectangle or Square pistol targets. 4 short stands (pistol), 4 Tall Stands (rifle).

STAGE 6

RIFELE 10 PISTOL 10 SHOTGUN 4+



Start standing behind Table at Position 1 with Rifle at Port Arms . Shotgun Staged SASS Safe at Position 2, Pistols Holstered SASS Safe.

When ready say “CLOSEST MAN GETS IT FIRST!”

At the buzzer engage the Rifle Targets in a Continuous Nevada Sweep (R1, R2, R3, R4, R3, R2, R1, R2, R3, R4).

Move to Position 2 with Rifle and make Rifle Safe. Pick up Shotgun and engage the 4 Shotgun targets in any order. Make Shotgun safe.

Move to Position 3 and engage the Pistol Targets in the same Continuous Nevada Sweep as the Rifle. (P1, P2 ,P3, P4, P3, P2, P1, P2, P3, P4).

TARGET INVENTORY: 4 knockdown SG targets, 4 Tombstone rifle targets, 4 Rectangle or Square pistol targets. 4 short stands (pistol), 4 Tall Stands (rifle).