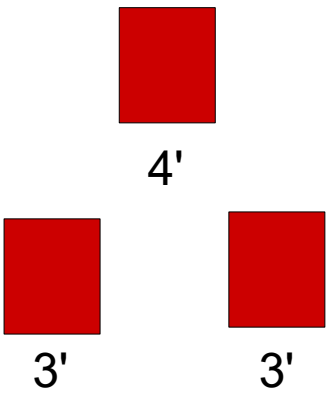
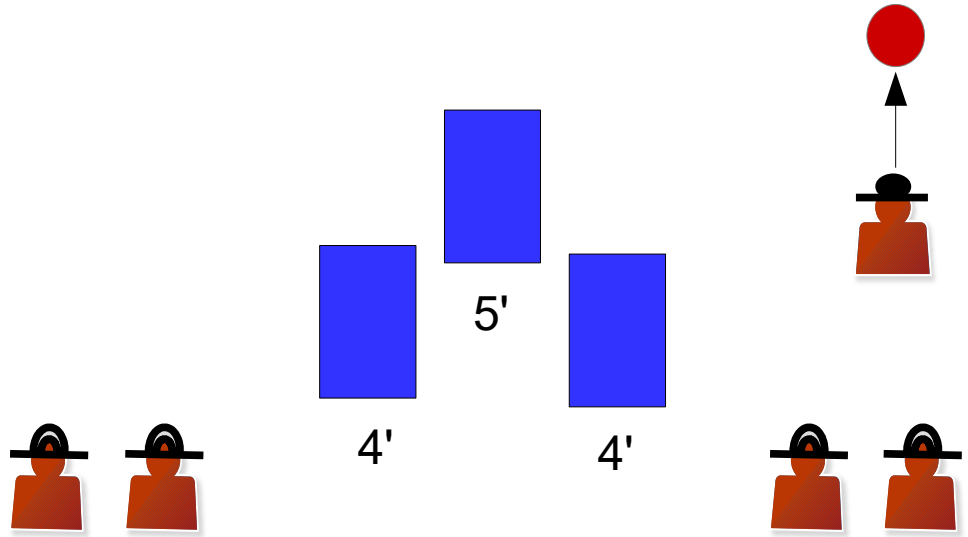


JULY 2022 STAGES 1, 2, 3



STAGE 1	
ROUND COUNT	10 RIFLE – 10 PISTOL – 4+ SHOTGUN
STAGING	SHOTGUN ON RIGHT TABLE, PISTOLS HOLSTERED, RIFLE IN HANDS.
STAGE ORDER	RIFLE, SHOTGUN, PISTOL
START	BEHIND RIGHT TABLE RIFLE IN HANDS
LINE	SEND THEM BACK TO INDIANA!
ATB	<p>WITH RIFLE SHOOT TWO INDIANA SWEEPS. (R2, R2, R1, R2, R3, - R2, R2, R1, R2, R3).</p> <p>MAKE RIFLE SAFE.</p> <p>WITH SHOTGUN KNOCK DOWN THE FOUR SHOTGUN TARGETS. MAKE SHOTGUN SAFE. MOVE TO LEFT TABLE AND WITH PISTOLS ENGAGE THE TARGETS PER THE RIFLE INSTRUCTIONS.</p> <p>YOU CAN MAKE SHOTGUN SAFE ON EITHER TABLE.</p>

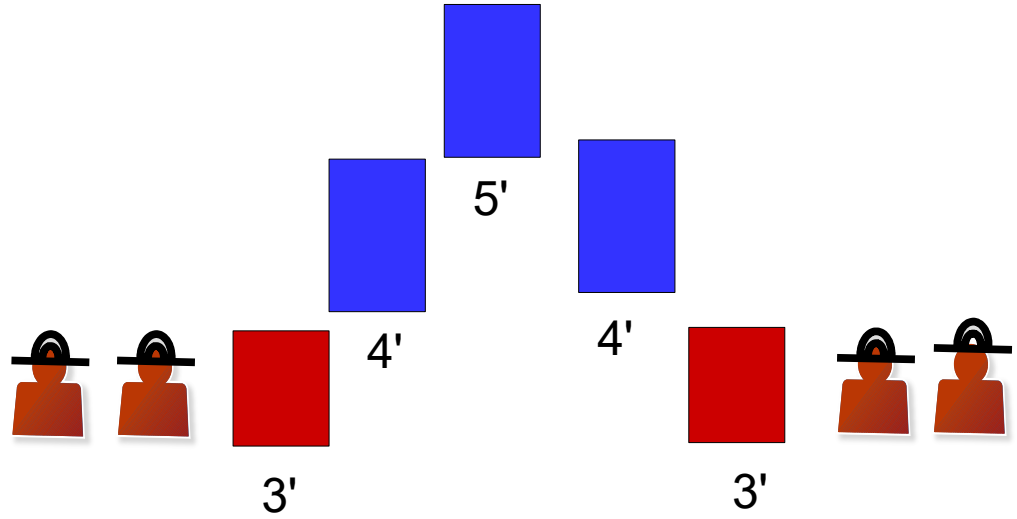
STAGE 2	
ROUND COUNT	10 RIFLE – 10 PISTOL – 4+ SHOTGUN
STAGING	RIFLE AND SHOTGUN ON RIGHT TABLE, PISTOLS HOLSTERED.
STAGE ORDER	SHOOTERS CHOICE RIFLE NOT LAST.
START	RIGHT OR LEFT TABLE, TEXAS SURRENDER.
LINE	THE GUY IN THE MIDDLE GETS TWO!
ATB	<p>IF STARTING WITH PISTOLS SHOOT A DELTA GLEN SWEEP/NEVADA SWEEP DOUBLE TAPPING THE CENTER TARGET. (R1, R2, R2, R3, R2, R2, R1, R2, R2, R3).</p> <p>MOVE TO RIGHT TABLE AND WITH RIFLE, REPEAT THE PISTOL INSTRUCTIONS. MAKE RIFLE SAFE.</p> <p>WITH SHOTGUN KNOCK DOWN THE FOUR SHOTGUN TARGETS IN ANY ORDER.</p>

STAGE 3	
ROUND COUNT	10 RIFLE – 10 PISTOL – 6+ SHOTGUN
STAGING	RIFLE AND SHOTGUN ON RIGHT TABLE, PISTOLS HOLSTERED.
STAGE ORDER	PISTOL, RIFLE, SHOTGUN.
START	MONEY BAG IN HANDS
LINE	YOU WANT IT? COME GET IT!
ATB	<p>WITH PISTOLS SHOOT A KANSAS SWEEP STARTING ON EITHER END (P1, P1, P2, P2, P3, P3, P2, P1, P2, P3), OR (P3 P3, P2, P2, P1, P1, P2, P3, P2, P1).</p> <p>MOVE TO RIGHT TABLE AND WITH RIFLE REPEAT THE PISTOL INSTRUCTIONS. MAKE RIFLE SAFE.</p> <p>WITH SHOTGUN, KNOCKDOWN THE 4 TARGETS ANY ORDER, THEN SHOOT THE POPPER. A HIT ON THE BIRD IS A FIVE SECOND BONUS. A MISS IS NOT A MISS. FAILURE TO ENGAGE THE POPPER IS A MISS. BROKEN BIRD IS A FREEBEE.</p>

JULY 2022 STAGES 4, 5, 6



BONUS



STAGE 4	
ROUND COUNT	10 RIFLE – 10 PISTOL – 4+ SHOTGUN
STAGING	RIFLE AND SHOTGUN STAGED ON RIGHT TABLE, PISTOLS HOLSTERED
STAGE ORDER	RIFLE, SHOTGUN, PISTOL
START	BEHIND RIGHT TABLE, RIFLE JOHN WAYNE.
LINE	OH NO! NOT AGAIN!
ATB	<p>WITH RIFLE, SHOOT A PENDULUM SWEEP, DOUBLE TAPPING R3 EACH TIME. (R3, R3, R2, R4, R3, R3, R1, R5, R3, R3). MAKE RIFLE SAFE ON TABLE.</p> <p>WITH SHOTGUN, KNOCK DOWN THE FOUR SHOTGUN TARGETS ANY ORDER. MAKE SHOTGUN SAFE ON TABLE.</p> <p>BE SURE LONG GUNS ARE POINTING TOWARD BERM.</p> <p>MOVE TO FORWARD TABLE AND WITH PISTOLS REPEAT THE RIFLE INSTRUCTIONS.</p>

STAGE 5	
ROUND COUNT	10 RIFLE – 10 PISTOL – 4+ SHOTGUN
STAGING	RIFLE STAGED ON RIGHT TABLE, PISTOLS HOLSTERED, SHOTGUN PORT ARMS.
STAGE ORDER	SHOTGUN, RIFLE, PISTOL
START	AT TABLE SHOTGUN AT PORT ARMS.
	I ZIGGED WHEN I SHOULDA ZAGGED!
ATB	<p>WITH SHOTGUN KNOCKDOWN THE 4 SHOTGUN TARGETS IN ANY ORDER.</p> <p>MAKE SHOTGUN SAFE ON TABLE.</p> <p>WITH RIFLE, SHOOT A ZIG ZAG DOUBLE TAP SWEEP STARTING ON THE CENTER TARGET. (R3, R3, R2, R2, R4, R4, R1, R1, R5, R5). OR YOU MAY START ON EITHER OUTSIDE TARGET AND ZIG ZAG TO CENTER TARGET.</p> <p>MAKE RIFLE SAFE ON TABLE.</p> <p>BE SURE LONG GUNS ARE POINTING TOWARD BERM.</p> <p>MOVE TO FORWARD TABLE.</p> <p>WITH PISTOLS, REPEAT THE RIFLE INSTRUCTIONS.</p>

STAGE 6	
ROUND COUNT	10 RIFLE – 10 PISTOL – 4+ SHOTGUN
STAGING	RIFLE AND SHOTGUN ON RIGHT TABLE, PISTOLS STAGED ON CENTER TABLE.
STAGE ORDER	RIFLE, SHOTGUN, PISTOLS
START	BEHIND RIGHT TABLE, RIFLE IN HANDS
LINE	HERE’S A BONUS FOR YOU!
ATB	<p>WITH RIFLE SHOOT A SINGLE TAP NEVADA SWEEP, STARTING ON EITHER END AND PLACING THE TENTH ROUND ON THE BONUS TARGET. (R1, R2, R3, R4, R5, R4, R3, R2, R1, BONUS). MAKE RIFLE SAFE.</p> <p>WITH SHOTGUN KNOCKDOWN THE 4 SHOTGUN TARGETS IN ANY ORDER. MAKE SHOTGUN SAFE ON TABLE.</p> <p>MAKE SURE LONG GUNS ARE POINTED TOWARD BERM.</p> <p>MOVE TO FORWARD TABLE AND WITH PISTOLS REPEAT THE RIFLE INSTRUCTIONS.</p> <p>A HITS ON THE BONUS TARGET ARE 5 SECOND BONUSES. A MISS IS NOT A MISS.</p>