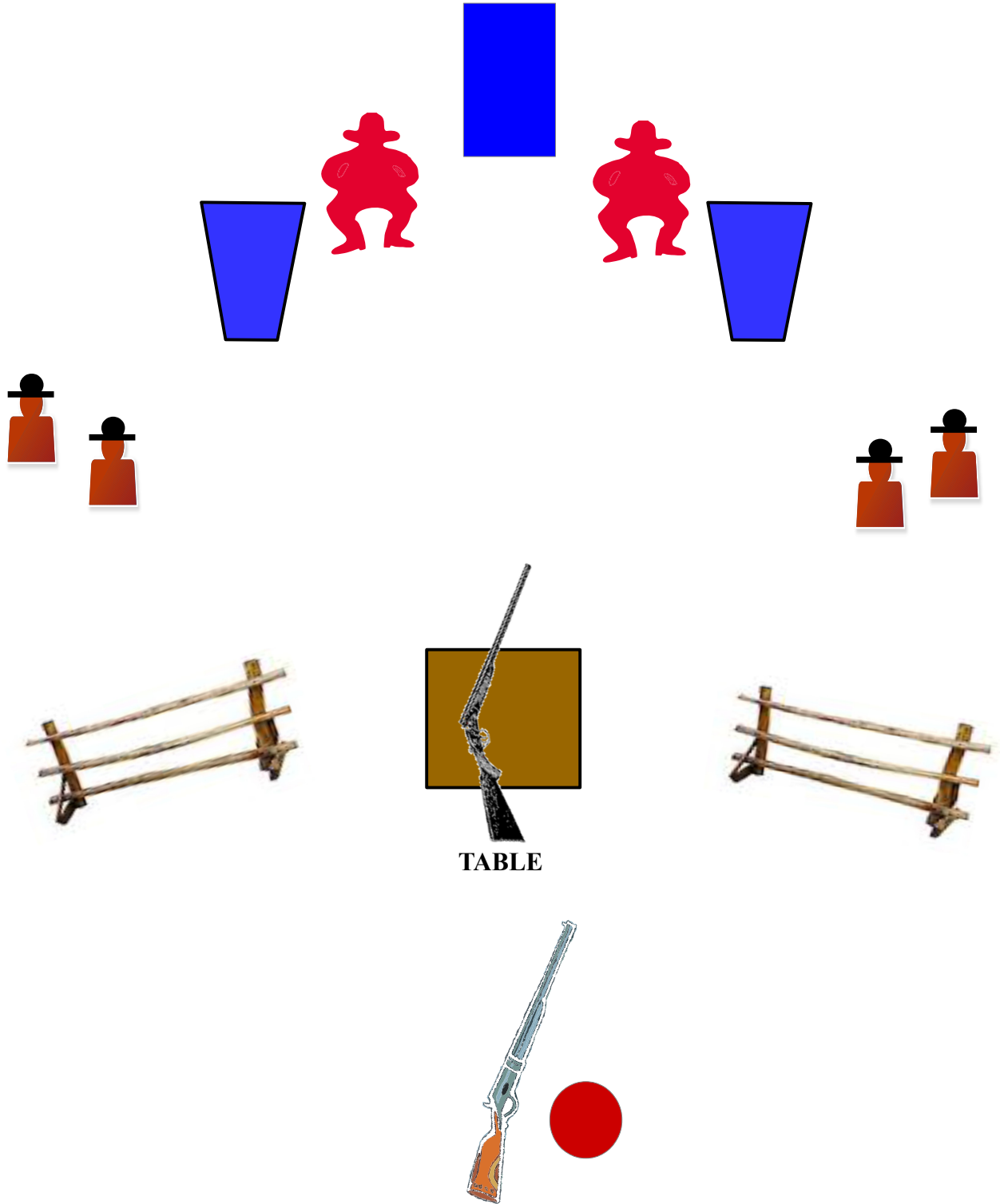


FEBRUARY 2021 STAGES 1 & 2



STAGE 1

Round count 10 +1 rifle, 10 pistol, 4+ shotgun

Pistols holstered, shotgun staged on table.

Begin standing at start plate, one foot touching, rifle in hand.

Line: “LET 'EM HAVE IT!”

ATB: With rifle, double-tap the rectangle, then single tap the two cowboys, then double tap the rectangle again, then single tap the two coffins and finally double tap the rectangle.

Move to the table, make rifle safe and with pistols repeat the rifle instructions. Double-tap the rectangle, then single tap the two cowboys, then double tap the rectangle again, then single tap the two coffins and finally double tap the rectangle.

Pick up shotgun and knockdown the four shotgun targets in any order.

STAGE 2

Round count 10 +1 rifle, 10 pistol, 4+ shotgun

Pistols holstered, shotgun staged on table.

Begin standing at start plate, one foot touching, rifle in hand.

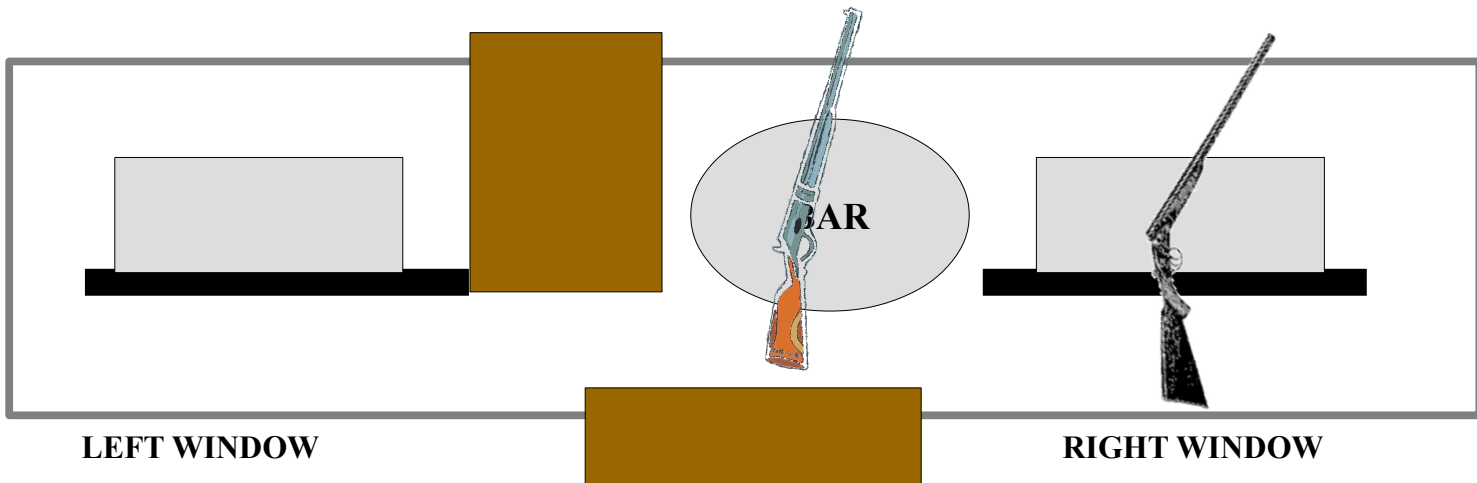



Line: “HERE GOES NOTHIN!”

ATB: With rifle, single-tap each coffin, then double tap the two cowboys, then place the last four shots on the rectangle.

Move to the table, make rifle safe and with pistols repeat the rifle instructions. Single-tap each coffin, then double tap the two cowboys, then place the last four shots on the rectangle.

Pick up shotgun and knockdown the four shotgun targets in any order.

FEBRUARY 2021 STAGES 3 & 4



STAGE 3

10 rifle – 10 pistol – 4+shotgun

Shotgun staged on right window, Pistols holstered, Rifle staged on bar.

Stage may be shot in any order but rifle not last.

Begin standing in doorway, hands on outside frame.

Line: “HEAD SHOTS!”

ATB: Move to position of choice. If starting with shotgun, engage the four knockdowns until down.

If shooting rifle next, move to the bar and engage the Indians in a double-tap Nevada sweep starting from either end.

Move to the left window and engage the pistol targets in the same double tap Nevada sweep from either end.

STAGE 4

10 rifle – 10 pistol – 4+shotgun

Shotgun staged on right window, Pistols holstered, Rifle staged on bar.

Start standing at left window with hands on hat.



Line: “THE GUY IN THE MIDDLE NEEDS TWO SHOTS, TWICE!”

ATB: With pistols, first double-tap the center target then sweep the three targets with a single shot from either direction two times.

Move to the bar and with rifle repeat the pistol instructions.

First double-tap the center target then sweep the three targets with a single shot from either direction two times.

FEBRUARY 2021 STAGES 5 & 6



LEFT WINDOW

SALOON DOORWAY

RIGHT WINDOW

STAGE 5

10 rifle – 10 pistol – 4+shotgun

Shotgun staged on left window, Pistols holstered, Rifle staged on right window.

Begin standing in saloon doorway, hands holding sacks.

Line: “You gonna pull those pistols or whistle Dixie?!”

ATB: Drop the sacks and engage the pistol targets in a progressive sweep for ten rounds. 1 on 1, 2 on 2, 3 on 3, and 4 on 4. Move to rifle and shoot the rifle targets the same as the pistol. Make rifle safe and with shotgun knockdown the 4 shotgun targets in any order.

STAGE 6

10 rifle – 10 pistol – 4+shotgun

Shotgun staged on left window, Pistols holstered, Rifle staged on right window. Stage may be shot in any order except rifle not last.

Begin standing at position of choice with Texas Surrender, hands on pistols.

Line: “This is gonna be easy!”

ATB: If starting with rifle, complete a single-tap Nevada Sweep from either end. Make rifle safe.

Move to the saloon doorway and with pistols repeat the rifle instructions. Move to shotgun and knockdown the shotgun targets in any order