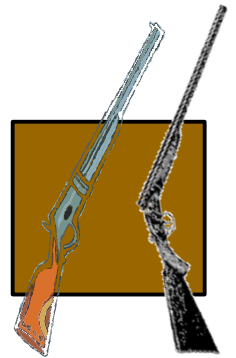

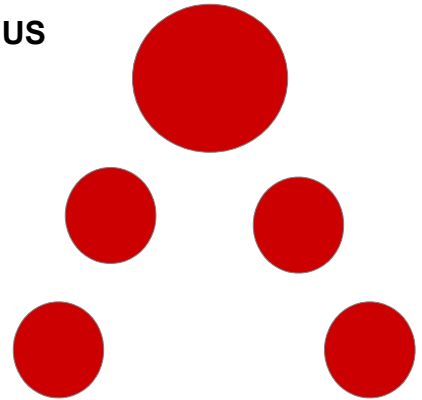


APRIL 2025 STAGES 1, 2, 3



BONUS



STAGE 1	
ROUND COUNT	10 RIFLE – 10 PISTOL – 4+ SHOTGUN
STAGING	RIFLE ON RIGHT TABLE, SHOTGUN IN HANDS.
STAGE ORDER	SHOTGUN, RIFLE, PISTOL
START	BEHIND FENCE SHOTGUN IN HANDS
LINE	GOODBYE BOB!
ATB	<p>WITH SHOTGUN, KNOCKDOWN THE 4 TARGETS ANY ORDER.</p> <p>MOVE TO RIGHT TABLE.</p> <p>MAKE SHOTGUN SAFE ON TABLE.</p> <p>WITH RIFLE SHOOT 2 SINGLE TAP SWEEPS FROM ANY DIRECTION. YES YOU CAN.</p> <p>MAKE RIFLE SAFE ON TABLE.</p> <p>MOVE TO LEFT TABLE AND WITH PISTOLS, REPEAT THE RIFLE INSTRUCTIONS.</p>


STAGE 2	
ROUND COUNT	10 RIFLE – 10 PISTOL – 4+ SHOTGUN
STAGING	RIFLE AND SHOTGUN ON RIGHT TABLE.
STAGE ORDER	RIFLE, SHOTGUN, PISTOL
START	BEHIND RIGHT TABLE RIFLE IN HANDS
LINE	YOU’VE FINALLY MET YOUR MATCH!
ATB	<p>WITH RIFLE, SHOOT A DOUBLE TAP SWEEP STARTING ON EITHER END.</p> <p>MAKE RIFLE SAFE ON TABLE.</p> <p>WITH SHOTGUN, MOVE TO FENCE AND KNOCKDOWN THE 4 TARGETS IN ANY ORDER.</p> <p>MOVE TO LEFT TABLE, MAKE SHOTGUN SAFE.</p> <p>WITH PISTOLS, REPEAT THE RIFLE INSTRUCTIONS.</p>

STAGE 3	
ROUND COUNT	10 RIFLE – 10 PISTOL – 4+ SHOTGUN
STAGING	RIFLE AND SHOTGUN ON RIGHT TABLE.
STAGE ORDER	PISTOL, RIFLE, SHOTGUN
START	BEHIND LEFT TABLE, TEXAS SURRENDER
LINE	I LIKE THESE ODDS!
ATB	<p>WITH PISTOLS SHOOT TRIPLE TAP THE CENTER TARGET, THEN SINGLE TAP TWO OTHER TARGETS, TRIPLE TAP THE CENTER TARGET AGAIN AND SINGLE TAP THE OTHER TWO TARGETS. YOU CAN START ON EITHER END.</p> <p>MOVE TO RIGHT TABLE.</p> <p>WITH RIFLE, REPEAT THE PISTOL INSTRUCTIONS.</p> <p>MAKE RIFLE SAFE ON TABLE.</p> <p>WITH SHOTGUN, KNOCKDOWN THE 4 TARGETS ANY ORDER.</p>

APRIL 2025 STAGES 4, 5, 6



BONUS



STAGE 4	
ROUND COUNT	10 RIFLE – 10 PISTOL – 4+ SHOTGUN
STAGING	RIFLE AND SHOTGUN ON RIGHT TABLE
STAGE ORDER	SHOTGUN, RIFLE, PISTOL OR RIFLE, SHOTGUN, PISTOL
START	BEHIND RIGHT TABLE LONG GUN OF CHOICE IN HANDS
LINE	THIS IS GETTING RIDICULOUS!
ATB	<p>IF STARTING WITH RIFLE, SINGLE TAP THE 4 SMALL CIRCLES IN ANY ORDER, THEN PLACE THE REMAINING SIX ROUNDS ON THE LARGE CENTER CIRCLE.</p> <p>MAKE RIFLE SAFE ON TABLE.</p> <p>WITH SHOTGUN, KNOCKDOWN THE 4 TARGETS ANY ORDER.</p> <p>MAKE SHOTGUN SAFE ON TABLE.</p> <p>MOVE FORWARD TO FENCE AND WITH PISTOLS, REPEAT THE RIFLE INSTRUCTIONS.</p>

STAGE 5	
ROUND COUNT	10 RIFLE – 10 PISTOL – 4+ SHOTGUN
STAGING	RIFLE AND SHOTGUN ON RIGHT TABLE.
STAGE ORDER	RIFLE, SHOTGUN, PISTOL
START	BEHIND RIGHT TABLE RIFLE IN HANDS
LINE	I'LL MAKE YOU FAMOUS!
ATB	<p>WITH RIFLE, SHOOT A DESPERADO SWEEP STARTING ON EITHER END. (P1 – P2, P2 – P3, P3, P3, P3 - P4, P4 – P5).</p> <p>MAKE RIFLE SAFE ON TABLE.</p> <p>WITH SHOTGUN, KNOCKDOWN THE 4 TARGETS IN ANY ORDER.</p> <p>MAKE SHOTGUN SAFE ON TABLE.</p> <p>MOVE FORWARD TO FENCE.</p> <p>WITH PISTOLS, REPEAT THE RIFLE INSTRUCTIONS.</p>

STAGE 6	
ROUND COUNT	10 RIFLE – 10 PISTOL – 4+ SHOTGUN
STAGING	RIFLE AND SHOTGUN ON RIGHT TABLE.
STAGE ORDER	RIFLE, SHOTGUN, PISTOL OR SHOTGUN, RIFLE, PISTOL
START	BEHIND RIGHT TABLE ONE HAND ON HAT, THE OTHER POINTING DOWNRANGE.
LINE	GO BACK TO ABILENE!
ATB	<p>IF STARTING WITH RIFLE SHOOT A REVERSE ABILENE SWEEP WITH NINE ROUNDS AND THEN PLACE THE TENTH ROUND ON THE BONUS TARGET. (P3, P3, P3 – P2, P2 – P4, P4 - P1 - P5 - BONUS).</p> <p>MAKE RIFLE SAFE ON TABLE.</p> <p>WITH SHOTGUN, KNOCKDOWN THE 4 TARGETS IN ANY ORDER.</p> <p>MAKE SHOTGUN SAFE.</p> <p>MOVE TO FENCE.</p> <p>WITH PISTOLS, REPEAT THE RIFLE INSTRUCTIONS.</p> <p>BONUS TARGET IS WORTH 5 SECOND BONUS. A MISS ON THE BONUS TARGET IS NOT A MISS.</p>