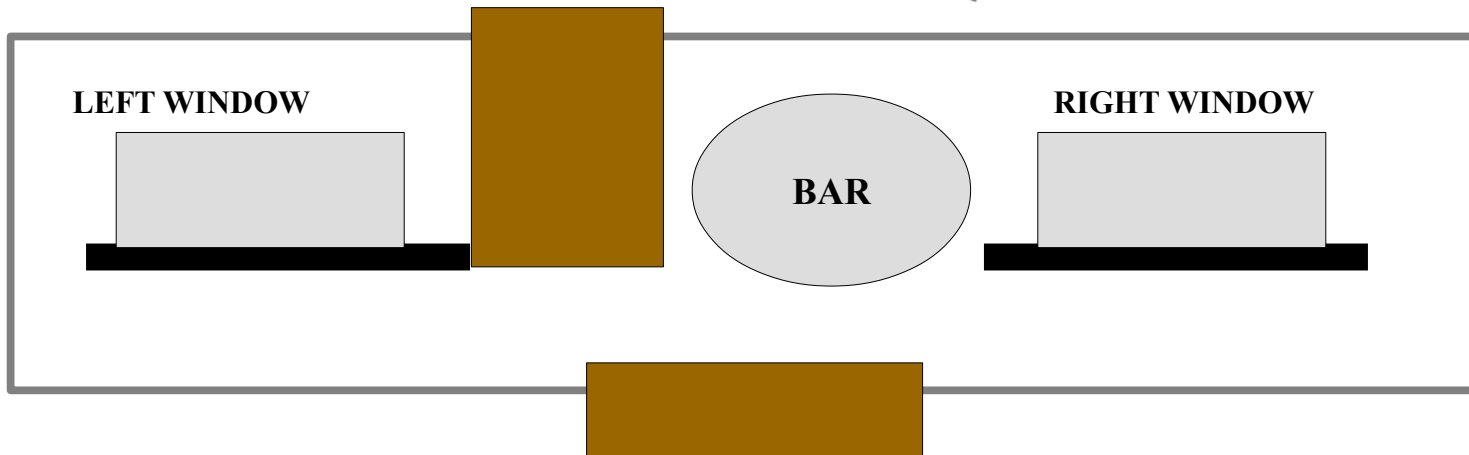




# AUGUST 2021 STAGES 1 & 2



## **STAGE 1**

**10 rifle – 10 pistol – 4+shotgun**

**Rifle and Shotgun Staged on Right Table. Pistols Holstered.**

**Start: Right or Left Table, Hands =Texas Surrender.**

**Stage Order = Shooters Choice but Rifle Must Not be Last.**

**Line: “LET'S START EASY!”**

**ATB: If Starting With Pistols Alternate the First Five Rounds on P1 & P3 Starting on P1 (P1, P3, P1, P3, P1). Alternate the Second Five Rounds on P2 & P4 Starting on P2 (P2, P4, P2, P4, P2). Move to Rifle and Repeat the Pistol Instructions by Alternating the First Five Rounds on R1 & R3 and The Second Five Rounds on R2 & R4. With Shotgun Knockdown the Four Shotgun Targets in Any Order.**

## **STAGE 2**

**10 rifle – 10 pistol – 4+shotgun**

**Rifle and Shotgun Staged on Right Table, Pistols Holstered.**

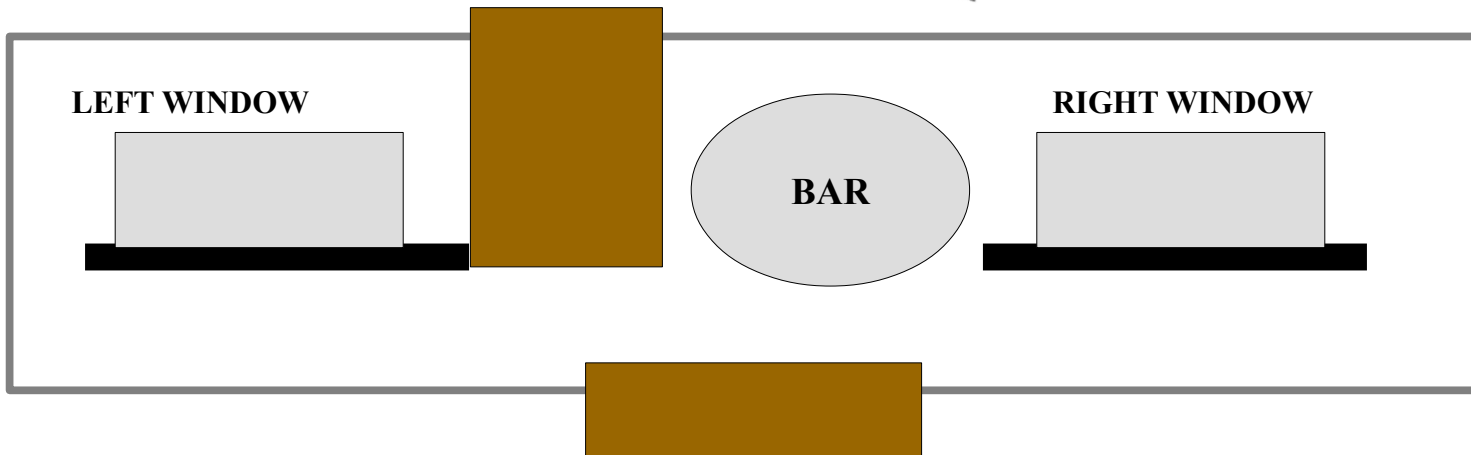
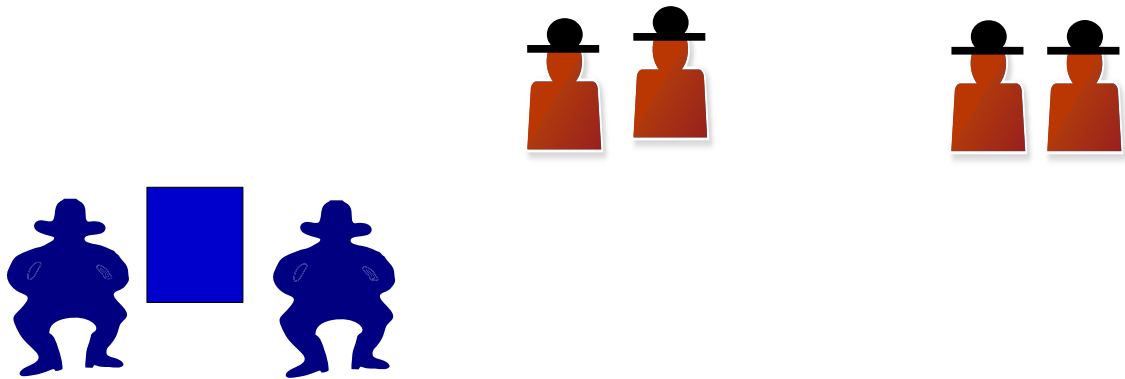

**Start: Right or Left Table, Hands on Hat.**

**Stage Order = Shooters Choice but Rifle Must Not be Last.**

**Line: “THIS IS MUCH HARDER!”**

**ATB: If Starting With Pistols Shoot “A Double Tap Pendulum Sweep” (P1- P2, P2 – P1-P3, P3 – P1- P4, P4 – P1). Move to Rifle and Repeat the Pistol Instructions. With Shotgun Knockdown the Four Shotgun Targets in Any Order.**

# AUGUST 2021 STAGES 3 & 4



## **STAGE 3**

**10 rifle – 10 pistol – 4+shotgun**

**Rifle and Shotgun Staged on Right Table. Pistols Holstered.**

**Start: Right or Left Table, Money Bag in Hands, Shaking to Jingle Coins**

**Stage Order = Shooters Choice but Rifle Must Not be Last.**

**Line: “I'M MR BO JINGLES!”**

**ATB: If Starting With Pistols, With First Pistol Shoot a 2 -2- 1 Sweep Starting on P1 (P1, P1 – P2, P2 – P3) With Second Pistol**

**Shoot a 2 – 2 – 1 Sweep Starting on P3 (P3, P3 – P2, P2 – P1).**

**Move to Rifle and Repeat the Pistol Instructions by Shooting**

**Two 2 – 2 – 1 Sweeps, First Starting on R1 and the Second**

**Starting on R3. With Shotgun Knockdown the Four Shotgun**

**Targets in Any Order.**

## **STAGE 4**

**10 rifle – 10 pistol – 4+shotgun**

**Shotgun Staged on Right Table, Pistols Holstered.**

**Start: At Right Table, Rifle at Port Arms.**

**Stage Order = Rifle, Shotgun, Pistols**

**Line: “You Ain't Good or Bad, You Just Ugly!”**

**ATB: With Rifle Shoot Each Target At Least Three Times. NO TRIPLE TAPS. With Tenth Round Shoot the Bonus Target for a Five Second Bonus. A Miss on the Bonus Target Is Not a Miss.**

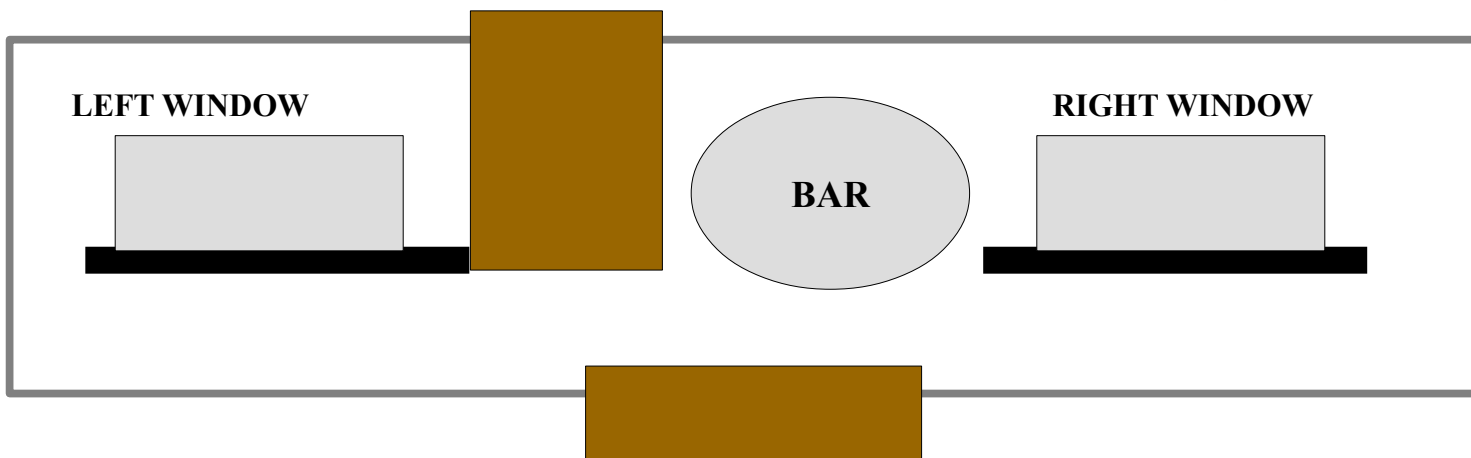



**With Shotgun Knockdown the Four Shotgun Targets in Any**

**Order. Move to Left Table and With Pistols Repeat the Rifle**

**Instructions. Shoot Each Target At Least Three Times. NO**

**TRIPLE TAPS. With Tenth Round Shoot the Bonus Target for a Five Second Bonus. A Miss on the Bonus Target Is Not a Miss.**

# AUGUST 2021 STAGES 5 & 6



## **STAGE 5**

**10 rifle – 10 pistol – 4+shotgun**

**Shotgun Staged on Right Table. Pistols Holstered.**

**Start: At Right Table, Rifle In Hands.**

**Stage Order = Rifle, Shotgun, Pistols.**

**Line: “DANG CATS!”**

**ATB: With Rifle Shoot “A Cat Herder Sweep”**

**(R1 – R1, R4 -R4, R2, R3, R1 – R1, R4 – R4). Make Rifle Safe on Table (Pointing Toward Berm). With Shotgun Knockdown the Four Shotgun Targets, OUTSIDE – OUTSIDE, INSIDE – INSIDE, From any Direction. Make Shotgun Safe On Table (Pointing Toward Berm). Move to Forward Table and With Pistols Shoot “A Cat Herders Sweep” (R1 – R1, R4 -R4, R2, R3, R1 – R1, R4 – R4).**

## **STAGE 6**

**10 rifle – 10 pistol – 4+shotgun**

**Rifle Staged on Right Table, Pistols Holstered.**

**Start: At Right Table, Shotgun in Hands.**

**Stage Order = Shotgun, Rifle, Pistols**

**Line: “Hey Y'ALL, WATCH THIS!”**

**ATB: With Shotgun Knockdown the Four Shotgun Targets in Any Order. Make Shotgun Safe On Table. With Rifle Shoot Each Target At Least Two Times. Make Rifle Safe On Table. Move To Forward Table and Repeat Rifle Instructions By Hitting Each Target At Least Two Times.**

## **TARGET INVENTORY**

**4 – COWBOYS**

**4 – SQUARES**

**2 – SMALL CIRCLES FOR BONUS TARGETS**

**4- SHOTGUN KNOCKDOWNS**

**2 – RANGE TABLES FOR STAGING RIFLE AND SHOTGUN**

**2 – LONG TABLES FOR LOADING AND UNLOADING**

**5 – 3 FOOT 2X4'S FOR PISTOL TARETS**

**5 – 4 FOOT 2X4'S FOR RIFLE TARGETS**

**2 – 2X4 RAILS FOR STAGING TABLE (TO BE  
CONSTRUCTED)**