

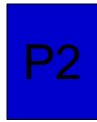
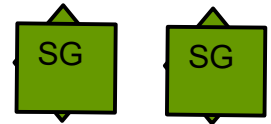
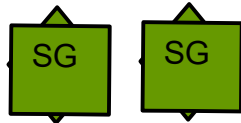
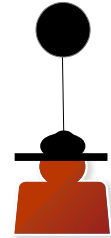


# APRIL 2024 STAGES 1, 2, 3

●  
STG 3 BONUS




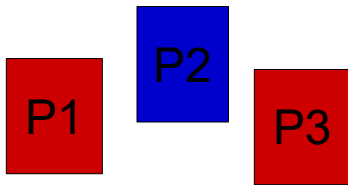
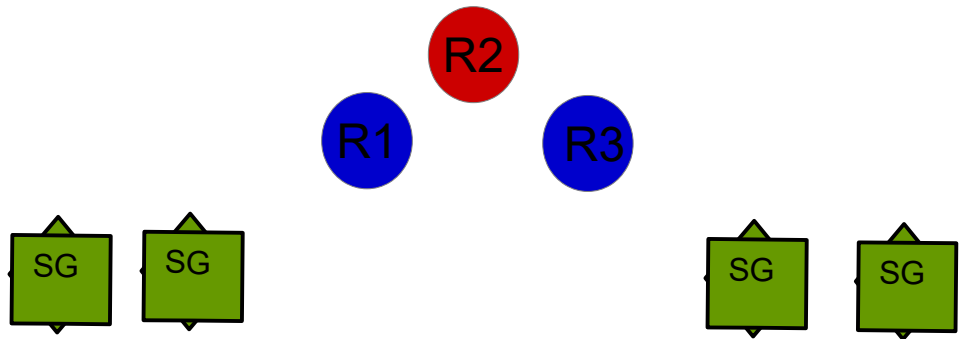
<b>STAGE 1</b>	
<b>ROUND COUNT</b>	<b>10 RIFLE – 10 PISTOL – 6+ SHOTGUN</b>
<b>STAGING</b>	<b>SHOTGUN AND RIFLE ON RIGHT TABLE, PISTOLS HOLSTERED.</b>
<b>STAGE ORDER</b>	<b>RIFLE, SHOTGUN, PISTOL</b>
<b>START</b>	<b>BEHIND RIGHT TABLE MONEY BAG IN HANDS.</b>
<b>LINE</b>	<b>I GOT YOUR SHARE RIGHT HERE!</b>
<b>ATB</b>	<p><b>WITH RIFLE SHOOT TWO SWEEPS, DOUBLE TAPPING THE INDIAN THEN SINGLE TAPPING THE CIRCLE TARGETS. (INDIAN, INDIAN, R1, R2, R3 - INDIAN, INDIAN, R1, R2, R3).</b></p> <p><b>MAKE RIFLE SAFE.</b></p> <p><b>WITH SHOTGUN KNOCK DOWN THE FOUR SHOTGUN TARGETS IN ANY ORDER, THEN SHOOT THE POPPER. A HIT IS A 5 SECOND BONUS, A MISS IS NOT A PENALTY BUT YOU MUST ENGAGE THE CLAY TARGET.</b></p> <p><b>MAKE SHOTGUN SAFE. MOVE TO LEFT TABLE AND WITH PISTOLS ENGAGE THE TARGETS PER THE RIFLE INSTRUCTIONS.</b></p> <p><b>YOU CAN MAKE SHOTGUN SAFE ON EITHER TABLE.</b></p>

<b>STAGE 2</b>	
<b>ROUND COUNT</b>	<b>10 RIFLE – 10 PISTOL – 4+ SHOTGUN</b>
<b>STAGING</b>	<b>RIFLE AND SHOTGUN ON RIGHT TABLE, PISTOLS HOLSTERED.</b>
<b>STAGE ORDER</b>	<b>SHOOTERS CHOICE RIFLE NOT LAST.</b>
<b>START</b>	<b>RIGHT OR LEFT TABLE, TEXAS SURRENDER.</b>
<b>LINE</b>	<b>HELP P TRAP!</b>
<b>ATB</b>	<p><b>IF STARTING WITH PISTOLS SHOOT A TOO MUCH BOURBON SWEEP. ALTERNATING BETWEEN COWBOY AND PISTOL TARGETS. (CWBY, P1 - CWBY, P2 – CWBY,P3 – CWBY, P2 - CWBY, P1)</b></p> <p><b>MOVE TO RIGHT TABLE AND WITH RIFLE, REPEAT THE PISTOL INSTRUCTIONS. MAKE RIFLE SAFE.</b></p> <p><b>WITH SHOTGUN KNOCK DOWN THE FOUR SHOTGUN TARGETS IN ANY ORDER.</b></p>

<b>STAGE 3</b>	
<b>ROUND COUNT</b>	<b>11 RIFLE – 10 PISTOL – 4+ SHOTGUN</b>
<b>STAGING</b>	<b>RIFLE AND SHOTGUN ON RIGHT TABLE, PISTOLS HOLSTERED.</b>
<b>STAGE ORDER</b>	<b>PISTOL, RIFLE, SHOTGUN.</b>
<b>START</b>	<b>STANDING BEHIND LEFT TABLE, HANDS ON HIPS</b>
<b>LINE</b>	<b>I’M BEGINNING TO DISLIKE YOU JACK!</b>
<b>ATB</b>	<p><b>WITH PISTOLS SHOOT AN “ARE YOU KIDDING ME STEW SWEEP” DOUBLE TAPPING THE PISTOL TARGETS BY STARTING AND ENDING ON THE COWBOY(CWBY, CWBY - P1, P1 - P2, P2 – P3, P3 – CWBY, CWBY).</b></p> <p><b>MOVE TO RIGHT TABLE AND WITH RIFLE REPEAT THE PISTOL INSTRUCTIONS, THEN RELOAD ONE ROUND AND HIT THE BONUS TARGET FOR A 5 SECOND BONUS, A MISS ON THE BONUS TARGET IS NOT A PENALTY.</b></p> <p><b>WITH SHOTGUN, KNOCKDOWN THE 4 TARGETS ANY ORDER.</b></p>

# APRIL 2024 STAGES 4, 5, 6

●  
BONUS



<b>STAGE 4</b>	
<b>ROUND COUNT</b>	<b>10 RIFLE – 10 PISTOL – 4+ SHOTGUN</b>
<b>STAGING</b>	<b>RIFLE IN HANDS, SHOTGUN STAGED ON RIGHT TABLE, PISTOLS HOLSTERED</b>
<b>STAGE ORDER</b>	<b>RIFLE, SHOTGUN, PISTOL</b>
<b>START</b>	<b>BEHIND RIGHT TABLE, RIFLE IN HANDS.</b>
<b>LINE</b>	<b>I DON'T LIKE INDIANINS!</b>
<b>ATB</b>	<p><b>WITH RIFLE, SHOOT AN INDIANA SWEEP. (R2, R2 - R1, R2, R3 – R2, R2 – R1, R2, R3). MAKE RIFLE SAFE ON TABLE.</b></p> <p><b>WITH SHOTGUN, KNOCK DOWN THE FOUR SHOTGUN TARGETS ANY ORDER. MAKE SHOTGUN SAFE ON TABLE.</b></p> <p><b>MOVE TO LEFT TABLE AND WITH PISTOLS REPEAT THE RIFLE INSTRUCTIONS.</b></p>

<b>STAGE 5</b>	
<b>ROUND COUNT</b>	<b>10 RIFLE – 10 PISTOL – 4+ SHOTGUN</b>
<b>STAGING</b>	<b>RIFLE STAGED ON RIGHT TABLE, PISTOLS HOLSTERED, SHOTGUN PORT ARMS.</b>
<b>STAGE ORDER</b>	<b>SHOTGUN, RIFLE, PISTOL</b>
<b>START</b>	<b>AT RIGHT TABLE SHOTGUN AT PORT ARMS.</b>
<b>LINE</b>	<b>WHO WROTE THIS STAGE!</b>
<b>ATB</b>	<p><b>WITH SHOTGUN KNOCKDOWN THE 4 SHOTGUN TARGETS INSIDE FIRST THEN OUTSIDE.</b></p> <p><b>MAKE SHOTGUN SAFE ON TABLE.</b></p> <p><b>WITH RIFLE, SHOOT EACH TARGET THREE TIMES, NO TRIPLE TAP AND WITH THE TENTH ROUND SHOOT THE BONUS TARGET FOR A FIVE SECOND BONUS.</b></p> <p><b>MAKE RIFLE SAFE ON TABLE.</b></p> <p><b>MOVE TO THE LEFT TABLE AND WITH PISTOLS, REPEAT THE RIFLE INSTRUCTIONS.</b></p> <p><b>A MISS ON THE BONUS TARGET IS NOT A PENALTY.</b></p>

<b>STAGE 6</b>	
<b>ROUND COUNT</b>	<b>10 RIFLE – 10 PISTOL – 4+ SHOTGUN</b>
<b>STAGING</b>	<b>RIFLE AND SHOTGUN ON RIGHT TABLE, PISTOLS HOLSTERED.</b>
<b>STAGE ORDER</b>	<b>SHOOTERS CHOICE, RIFLE NOT LAST.</b>
<b>START</b>	<b>BEHIND TABLE OF CHOICE, HANDS ON TABLE.</b>
<b>LINE</b>	<b>TIME TO DANCE SWEETHEART!</b>
<b>ATB</b>	<p><b>IF STARTING WITH RIFLE SHOOT A LAWRENCE WELK SWEEP. STARTING ON THE CENTER TARGET. (R2 - R3, R3 – R1, R1, R1 - R2, R2, R2, R2).</b>  <b>MAKE RIFLE SAFE.</b></p> <p><b>WITH SHOTGUN KNOCKDOWN THE 4 SHOTGUN TARGETS IN ANY ORDER. MAKE SHOTGUN SAFE ON TABLE.</b></p> <p><b>MOVE TO LEFT TABLE AND WITH PISTOLS REPEAT THE RIFLE INSTRUCTIONS.</b></p>