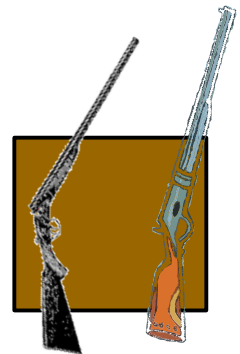

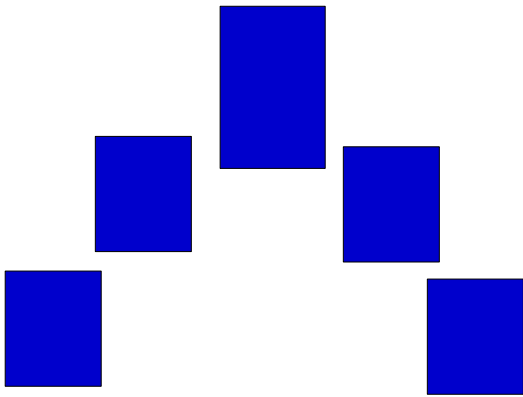



# APRIL 2023 STAGES 1, 2, 3



BONUS



<b>STAGE 1</b>	
<b>ROUND COUNT</b>	<b>10 RIFLE – 10 PISTOL – 4+ SHOTGUN</b>
<b>STAGING</b>	<b>RIFLE ON RIGHT TABLE, SHOTGUN IN HANDS.</b>
<b>STAGE ORDER</b>	<b>SHOTGUN, RIFLE, PISTOL</b>
<b>START</b>	<b>BEHIND FENCE SHOTGUN IN HANDS</b>
<b>LINE</b>	<b>GOODBYE BOB!</b>
<b>ATB</b>	<p><b>WITH SHOTGUN, KNOCKDOWN THE 4 TARGETS ANY ORDER.</b></p> <p><b>MOVE TO RIGHT TABLE.</b></p> <p><b>MAKE SHOTGUN SAFE ON TABLE.</b></p> <p><b>WITH RIFLE SHOOT 2 SINGLE TAP SWEEPS FROM ANY DIRECTION. YES YOU CAN.</b></p> <p><b>MAKE RIFLE SAFE ON TABLE.</b></p> <p><b>MOVE TO LEFT TABLE AND WITH PISTOLS, REPEAT THE RIFLE INSTRUCTIONS.</b></p>



<b>STAGE 2</b>	
<b>ROUND COUNT</b>	<b>10 RIFLE – 10 PISTOL – 4+ SHOTGUN</b>
<b>STAGING</b>	<b>RIFLE AND SHOTGUN ON RIGHT TABLE.</b>
<b>STAGE ORDER</b>	<b>RIFLE, SHOTGUN, PISTOL</b>
<b>START</b>	<b>BEHIND RIGHT TABLE RIFLE IN HANDS</b>
<b>LINE</b>	<b>YOU’VE FINALLY MET YOUR MATCH!</b>
<b>ATB</b>	<p><b>WITH RIFLE, SHOOT A DOUBLE TAP SWEEP STARTING ON EITHER END.</b></p> <p><b>MAKE RIFLE SAFE ON TABLE.</b></p> <p><b>WITH SHOTGUN, MOVE TO FENCE AND KNOCKDOWN THE 4 TARGETS IN ANY ORDER.</b></p> <p><b>MOVE TO LEFT TABLE, MAKE SHOTGUN SAFE.</b></p> <p><b>WITH PISTOLS, REPEAT THE RIFLE INSTRUCTIONS.</b></p>

<b>STAGE 3</b>	
<b>ROUND COUNT</b>	<b>10 RIFLE – 10 PISTOL – 4+ SHOTGUN</b>
<b>STAGING</b>	<b>RIFLE AND SHOTGUN ON RIGHT TABLE.</b>
<b>STAGE ORDER</b>	<b>PISTOL, RIFLE, SHOTGUN</b>
<b>START</b>	<b>BEHIND LEFT TABLE, TEXAS SURRENDER</b>
<b>LINE</b>	<b>I LIKE THESE ODDS!</b>
<b>ATB</b>	<p><b>WITH PISTOLS SHOOT AN OUTSIDE IN, INSIDE OUT PENDULUM SWEEP. (P1, P5, P2, P4, P3 – P3, P2, P4, P1, P5). YOU CAN START ON EITHER END.</b></p> <p><b>MOVE TO RIGHT TABLE.</b></p> <p><b>WITH RIFLE, REPEAT THE PISTOL INSTRUCTIONS.</b></p> <p><b>MAKE RIFLE SAFE ON TABLE.</b></p> <p><b>WITH SHOTGUN, KNOCKDOWN THE 4 TARGETS ANY ORDER.</b></p>



BONUS

# APRIL 2023 STAGES 4, 5, 6



<b>STAGE 4</b>	
<b>ROUND COUNT</b>	<b>10 RIFLE – 10 PISTOL – 4+ SHOTGUN</b>
<b>STAGING</b>	<b>RIFLE AND SHOTGUN ON RIGHT TABLE</b>
<b>STAGE ORDER</b>	<b>SHOTGUN, RIFLE, PISTOL OR RIFLE, SHOTGUN, PISTOL</b>
<b>START</b>	<b>BEHIND RIGHT TABLE LONG GUN OF CHOICE IN HANDS</b>
<b>LINE</b>	<b>THIS IS GETTING RIDICULOUS!</b>
<b>ATB</b>	<p><b>IF STARTING WITH RIFLE, SINGLE TAP THE 4 SMALL CIRCLES IN ANY ORDER, THEN PLACE THE REMAINING SIX ROUNDS ON THE LARGE CENTER CIRCLE.</b></p> <p><b>MAKE RIFLE SAFE ON TABLE.</b></p> <p><b>WITH SHOTGUN, KNOCKDOWN THE 4 TARGETS ANY ORDER.</b></p> <p><b>MAKE SHOTGUN SAFE ON TABLE.</b></p> <p><b>MOVE FORWARD TO FENCE AND WITH PISTOLS, REPEAT THE RIFLE INSTRUCTIONS.</b></p>

<b>STAGE 5</b>	
<b>ROUND COUNT</b>	<b>10 RIFLE – 10 PISTOL – 4+ SHOTGUN</b>
<b>STAGING</b>	<b>RIFLE AND SHOTGUN ON RIGHT TABLE.</b>
<b>STAGE ORDER</b>	<b>RIFLE, SHOTGUN, PISTOL</b>
<b>START</b>	<b>BEHIND RIGHT TABLE RIFLE IN HANDS</b>
<b>LINE</b>	<b>I’LL MAKE YOU FAMOUS!</b>
<b>ATB</b>	<p><b>WITH RIFLE, SHOOT A DESPERADO SWEEP STARTING ON EITHER END. (P1 – P2, P2 – P3, P3, P3, P3 - P4, P4 – P5).</b></p> <p><b>MAKE RIFLE SAFE ON TABLE.</b></p> <p><b>WITH SHOTGUN, KNOCKDOWN THE 4 TARGETS IN ANY ORDER.</b></p> <p><b>MAKE SHOTGUN SAFE ON TABLE.</b></p> <p><b>MOVE FORWARD TO FENCE.</b></p> <p><b>WITH PISTOLS, REPEAT THE RIFLE INSTRUCTIONS.</b></p>

<b>STAGE 6</b>	
<b>ROUND COUNT</b>	<b>10 RIFLE – 10 PISTOL – 4+ SHOTGUN</b>
<b>STAGING</b>	<b>RIFLE AND SHOTGUN ON RIGHT TABLE.</b>
<b>STAGE ORDER</b>	<b>RIFLE, SHOTGUN, PISTOL OR SHOTGUN, RIFLE, PISTOL</b>
<b>START</b>	<b>BEHIND RIGHT TABLE ONE HAND ON HAT, THE OTHER POINTING DOWNRANGE.</b>
<b>LINE</b>	<b>GO BACK TO ABILENE!</b>
<b>ATB</b>	<p><b>IF STARTING WITH RIFLE SHOOT A REVERSE ABILENE SWEEP WITH NINE ROUNDS AND THEN PLACE THE TENTH ROUND ON THE BONUS TARGET. (P3, P3, P3 – P2, P2 – P4, P4 - P1 - P5 - BONUS).</b></p> <p><b>MAKE RIFLE SAFE ON TABLE.</b></p> <p><b>WITH SHOTGUN, KNOCKDOWN THE 4 TARGETS IN ANY ORDER.</b></p> <p><b>MAKE SHOTGUN SAFE.</b></p> <p><b>MOVE TO FENCE.</b></p> <p><b>WITH PISTOLS, REPEAT THE RIFLE INSTRUCTIONS.</b></p> <p><b>BONUS TARGET IS WORTH 5 SECOND BONUS. A MISS ON THE BONUS TARGET IS NOT A MISS.</b></p>



## **TARGET INVENTORY**

**1 – LARGE RECTANGLE**

**4 – LARGE SQUARES**

**1 – LARGE CIRCLE**

**4 – SMALL CIRCLES**

**1 – SMALL CIRCLE OR BUZZARD - BONUS**

**4 – SHOTGUN KNOCKDOWNS**

**1 – SECTION OF FENCE**

**2 – RANGE TABLES FOR STAGING RIFLE AND SHOTGUN**

**2 – SIDERAILS FOR RANGE TABLE**

**2 – LONG TABLES FOR LOADING AND UNLOADING**

**2 – 5 FOOT 2 X 4'S FOR CENTER PISTOL AND RIFLE TGT**

**4 – 4 FOOT 2X4'S FOR PISTOL AND RIFLETARETS**

**4 – 3 FOOT 2X4'S FOR RIFLE AND PISTOL TARGETS**

**1 – REBAR STAND FOR BONUS TARGET**